

Fan Performance Data

FORWARD CURVED FAN PERFORMANCE DATA

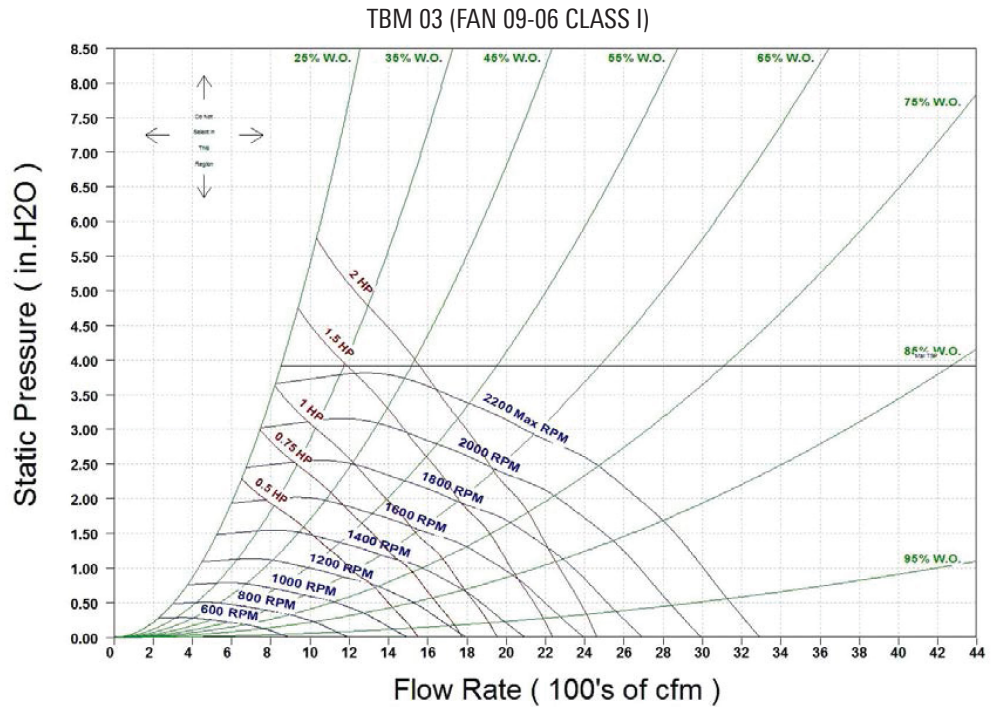
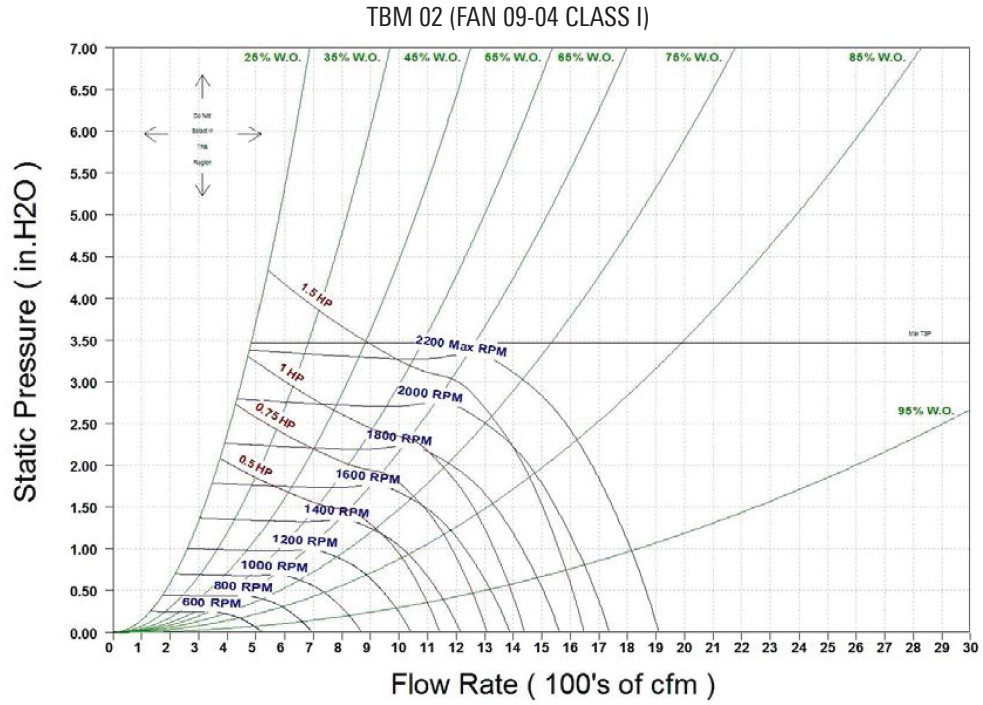
TSP [in-wg]	Unit Size Actual CFM	02					03					04				
		650	750	850	950	1050	950	1100	1250	1400	1550	1200	1400	1600	1800	2000
3.5	RPM	-	-	-	-	-	-	-	-	-	2160	-	-	-	-	1880
	BHP	-	-	-	-	-	-	-	-	-	1.82	-	-	-	-	2.09
3.0	RPM	-	-	-	-	-	-	-	-	1990	2025	-	-	-	1740	1750
	BHP	-	-	-	-	-	-	-	-	1.39	1.60	-	-	-	1.60	1.84
2.5	RPM	-	-	-	-	-	-	-	1810	1845	1890	-	-	-	1595	1625
	BHP	-	-	-	-	-	-	-	1.03	1.20	1.40	-	-	-	1.37	1.62
2.0	RPM	-	-	-	-	1725	-	1615	1650	1695	1740	-	-	1425	1455	1490
	BHP	-	-	-	-	0.86	-	0.72	0.86	1.01	1.19	-	-	0.97	1.17	1.39
1.5	RPM	-	-	1485	1515	1570	1400	1435	1475	1525	1575	-	1235	1265	1305	1355
	BHP	-	-	0.53	0.59	0.69	0.47	0.57	0.69	0.83	1.00	-	0.64	0.79	0.97	1.18
1.0	RPM	1200	1225	1275	1345	1430	1185	1230	1280	1330	1390	1015	1050	1095	1145	*
	BHP	0.27	0.31	0.37	0.45	0.56	0.34	0.42	0.53	0.66	0.80	0.37	0.48	0.61	0.78	*
0.5	RPM	935	1020	1110	*	*	930	985	*	*	*	790	*	*	*	*
	BHP	0.15	0.20	0.27	*	*	0.22	0.29	*	*	*	0.24	*	*	*	*

TSP [in-wg]	Unit Size Actual CFM	06					08					10				
		1900	2200	2500	2800	3100	2400	2800	3200	3600	4000	3100	3600	4100	4600	5100
3.5	RPM	-	-	-	-	1615	-	-	-	-	1555	-	-	-	1345	1375
	BHP	-	-	-	-	3.41	-	-	-	-	4.24	-	-	-	4.62	5.41
3.0	RPM	-	-	-	1490	1510	-	-	-	1435	1460	-	-	1235	1260	1295
	BHP	-	-	-	2.61	3.01	-	-	-	3.23	3.80	-	-	3.43	4.09	4.80
2.5	RPM	-	-	1360	1375	1400	-	-	1305	1330	1360	-	1125	1145	1180	1220
	BHP	-	-	1.93	2.25	2.63	-	-	2.36	2.83	3.38	-	2.46	3.01	3.60	4.37
2.0	RPM	-	1215	1230	1255	1280	-	1165	1190	1220	1250	1000	1020	1055	1095	1135
	BHP	-	1.35	1.61	1.91	2.25	-	1.64	2.01	2.45	2.95	1.65	2.10	2.56	3.18	3.90
1.5	RPM	1050	1070	1090	1125	1160	1010	1030	1060	1100	1140	885	915	955	1000	1045
	BHP	0.87	1.07	1.30	1.59	1.92	1.05	1.32	1.66	2.07	2.56	1.36	1.69	2.18	2.76	3.42
1.0	RPM	880	905	945	990	*	850	885	925	970	*	760	805	850	*	*
	BHP	0.63	0.80	1.02	1.29	*	0.78	1.03	1.34	1.71	*	1.02	1.38	1.81	*	*
0.5	RPM	690	*	*	*	*	670	*	*	*	*	*	*	*	*	*
	BHP	0.42	*	*	*	*	0.54	*	*	*	*	*	*	*	*	*

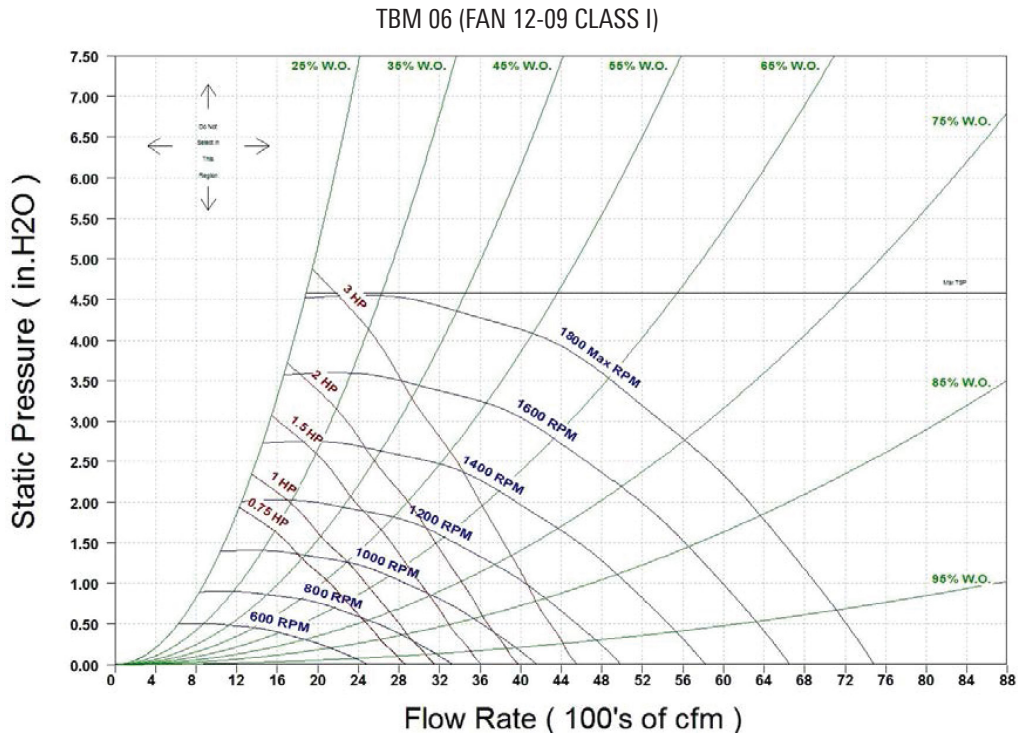
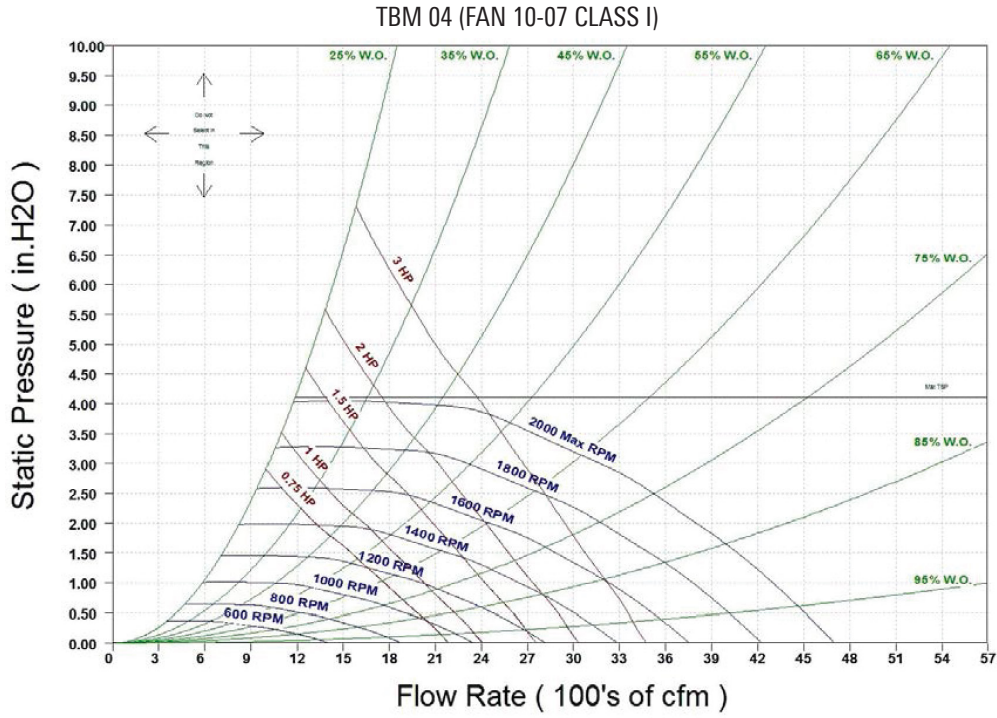
TSP [in-wg]	Unit Size Actual CFM	12					14					17				
		3900	4600	5300	6000	6700	4600	5400	6200	7000	7800	5200	6200	7200	8200	9200
3.5	RPM	-	-	-	-	-	-	-	-	-	-	-	-	-	1095	
	BHP	-	-	-	-	-	-	-	-	-	-	-	-	-	9.25	
3.0	RPM	-	-	-	-	-	-	-	-	-	-	-	-	1010	1025	
	BHP	-	-	-	-	-	-	-	-	-	-	-	-	6.98	8.34	
2.5	RPM	-	-	-	-	900	-	-	-	-	905	-	-	920	930	950
	BHP	-	-	-	-	4.50	-	-	-	-	5.33	-	-	5.05	6.06	7.42
2.0	RPM	-	-	-	805	815	-	-	-	810	820	-	-	830	850	875
	BHP	-	-	-	3.22	3.88	-	-	-	3.84	4.58	-	-	4.20	5.29	6.52
1.5	RPM	-	-	695	710	725	-	-	705	715	730	-	720	740	760	785
	BHP	-	-	2.15	2.67	3.24	-	-	2.60	3.16	3.83	-	2.71	3.53	4.43	5.48
1.0	RPM	-	575	590	605	*	-	580	590	610	635	590	610	635	*	*
	BHP	-	1.31	1.68	2.05	*	-	1.57	1.97	2.48	3.11	1.55	2.11	2.77	*	*
0.5	RPM	420	*	*	*	*	425	445	*	*	*	450	*	*	*	*
	BHP	0.63	*	*	*	*	0.77	1.05	*	*	*	1.01	*	*	*	*

\* Contact Titus

FAN CURVES

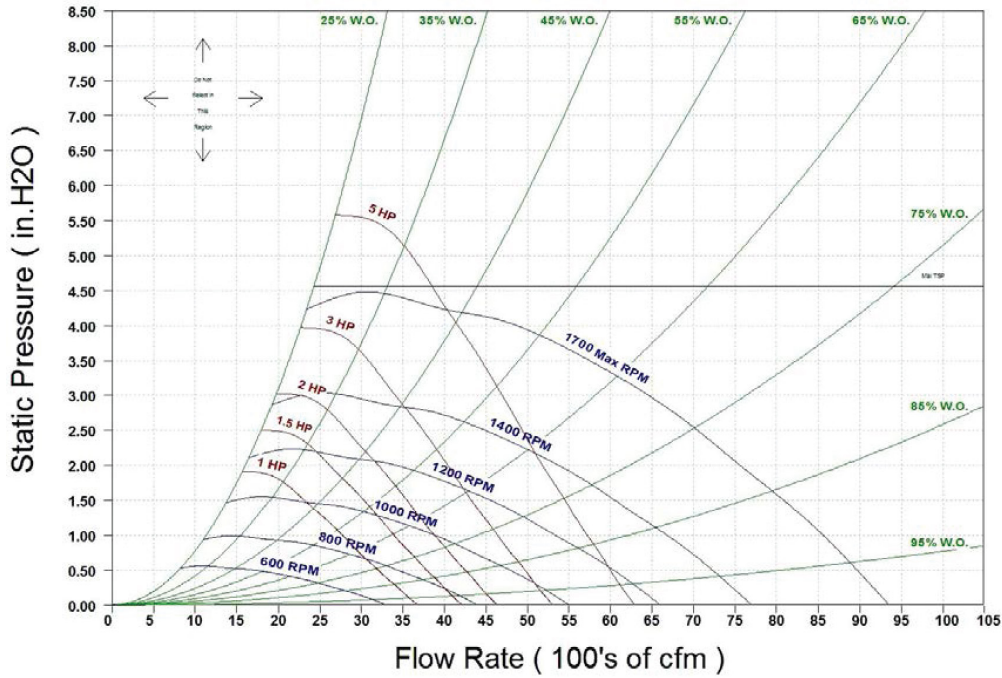


FAN CURVES

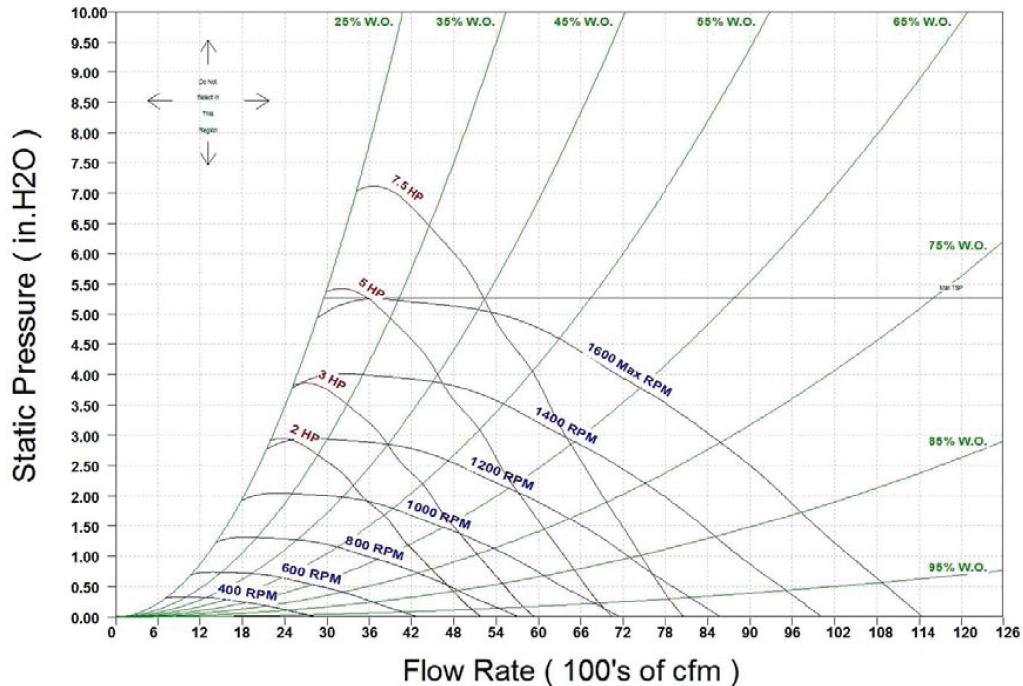


FAN CURVES

TBM 08 (FAN 12-12 CLASS I)

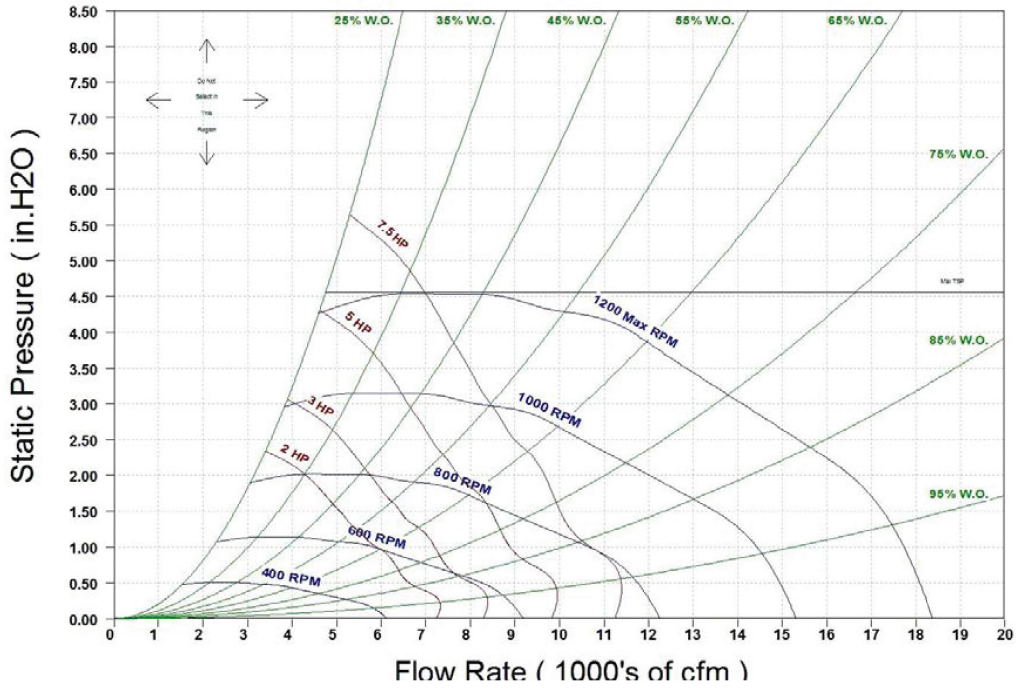


TBM 10 (FAN 15-11 CLASS I)

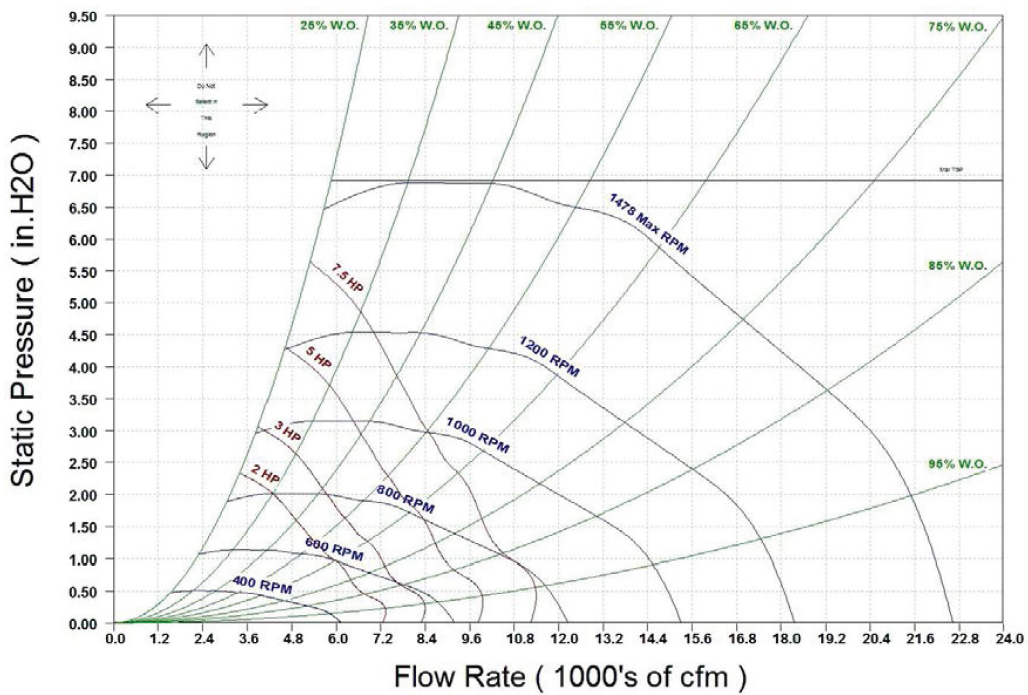


FAN CURVES

TBM 12 (FAN 18-13 CLASS I)

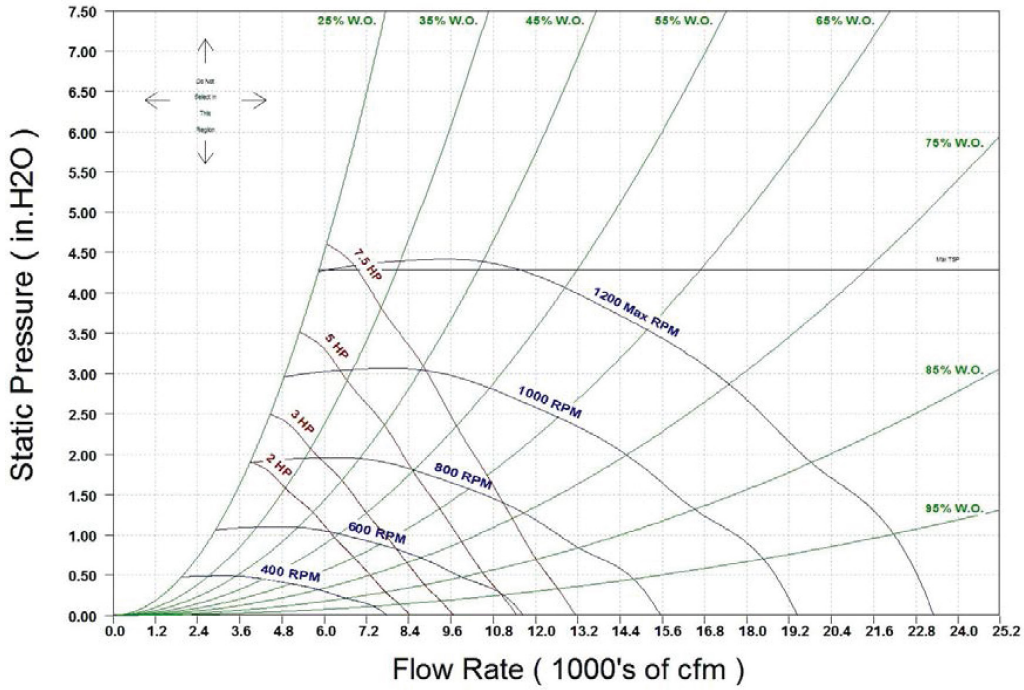


TBM 12 (FAN 18-13 CLASS II)

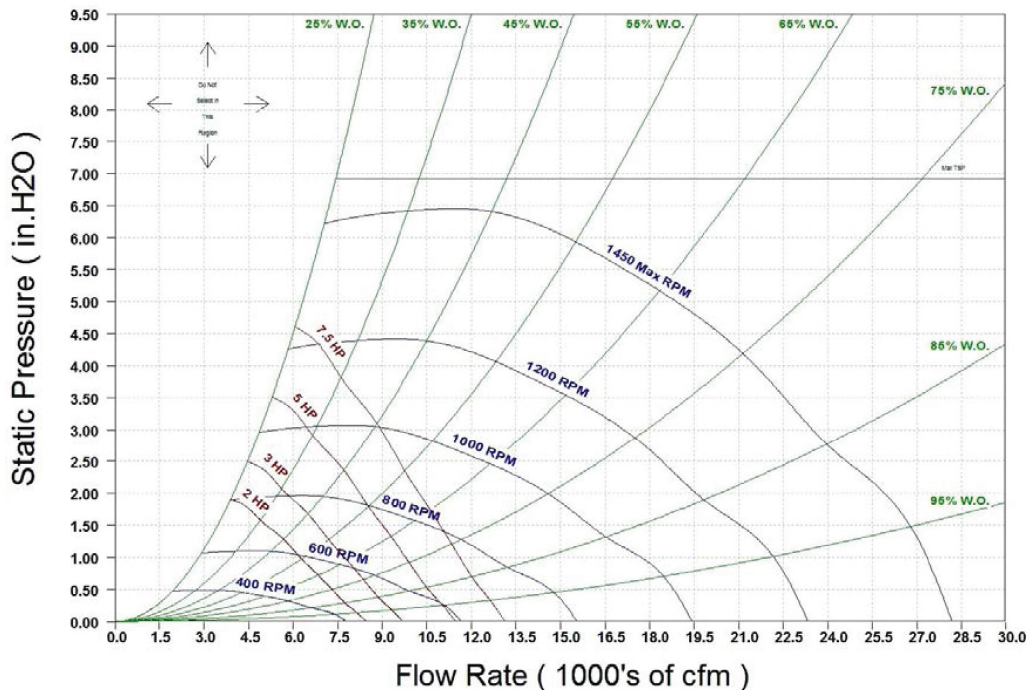


FAN CURVES

TBM 14 (FAN 18-18 CLASS I)



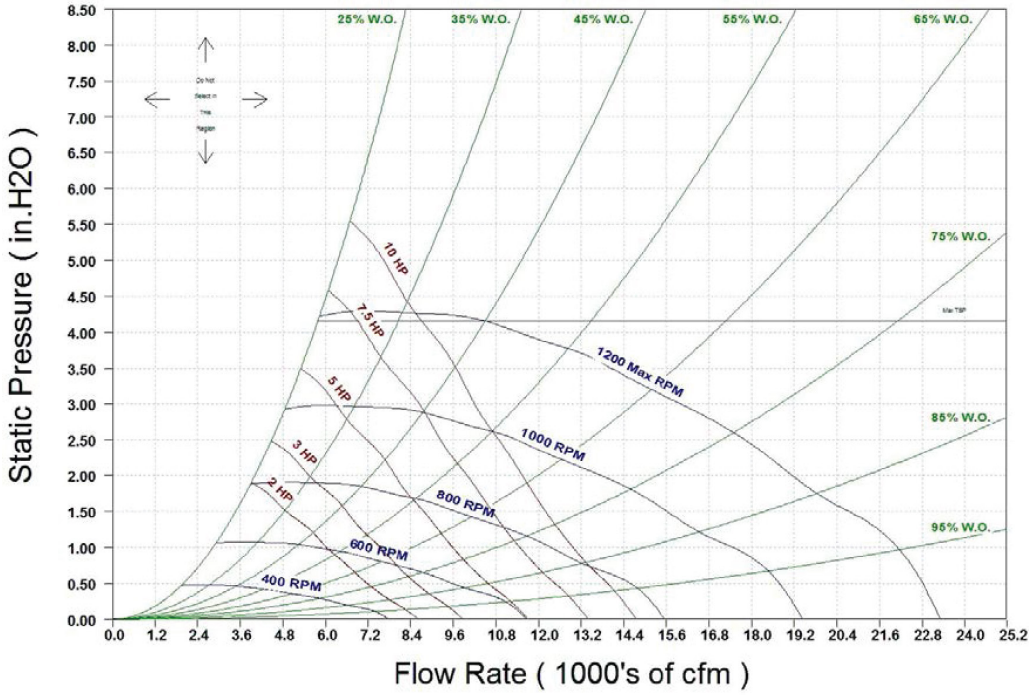
TBM 14 (FAN 18-18 CLASS II)



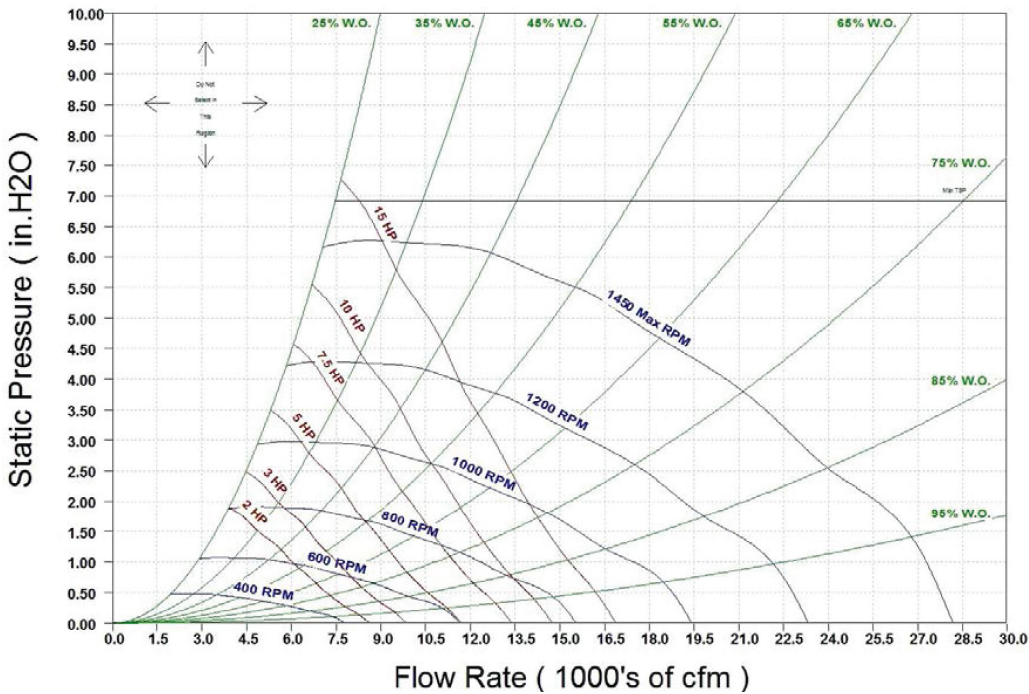
FAN CURVES



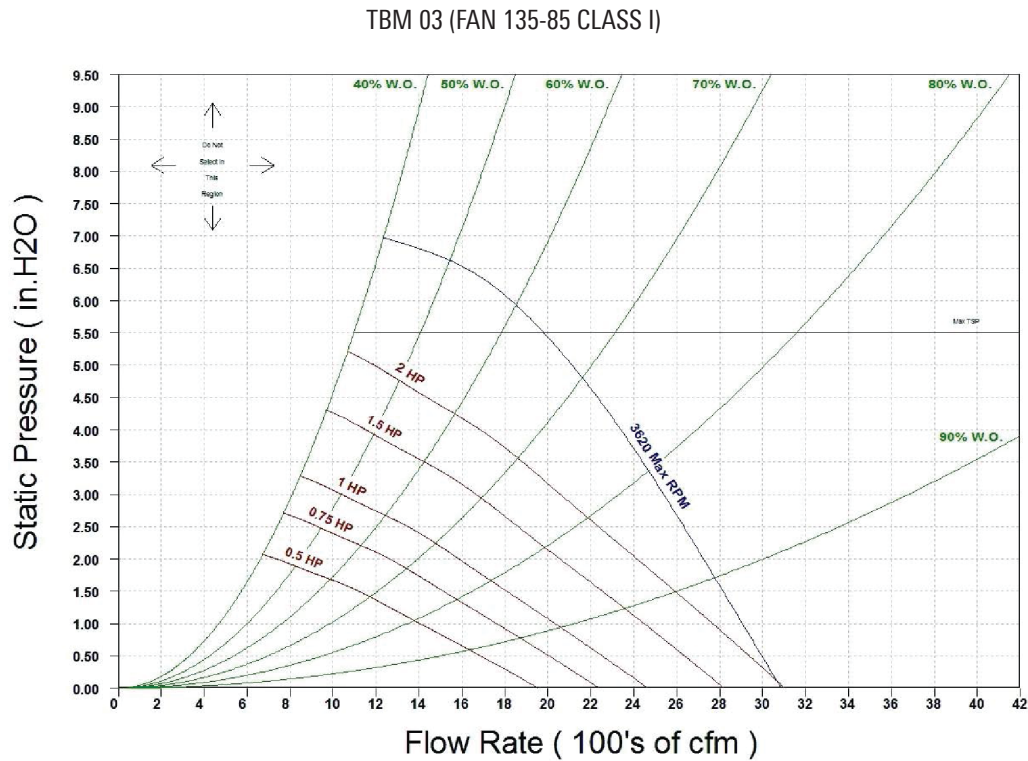
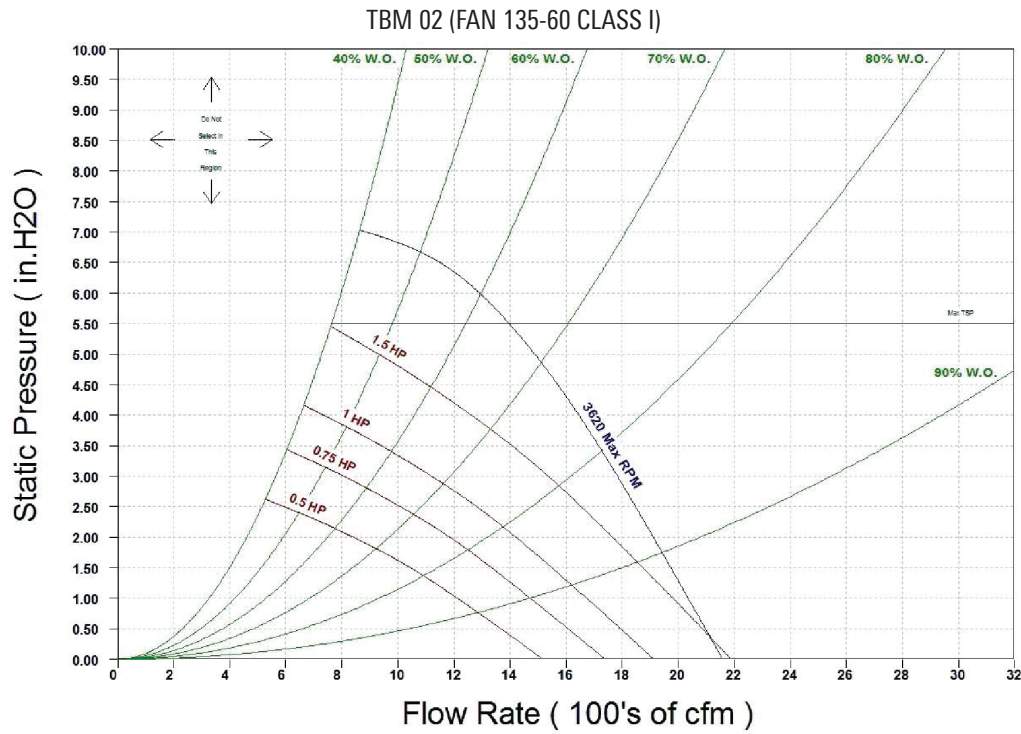
TBM 17 (FAN 18-18 CLASS I)



TBM 17 (FAN 18-18 CLASS II)

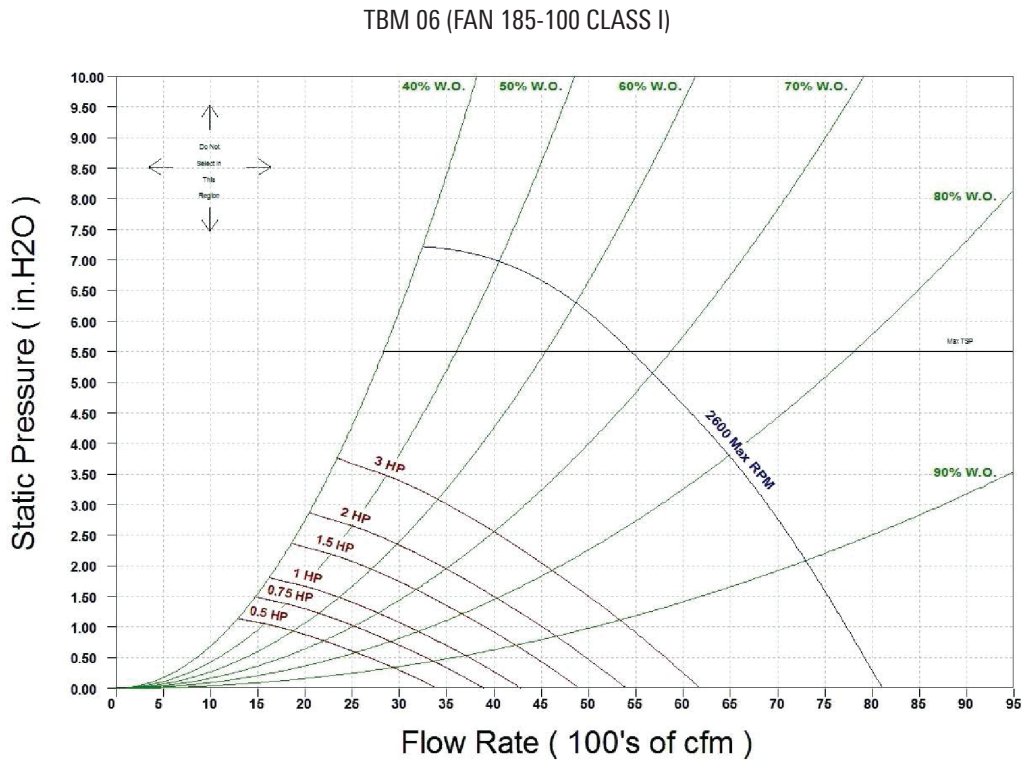
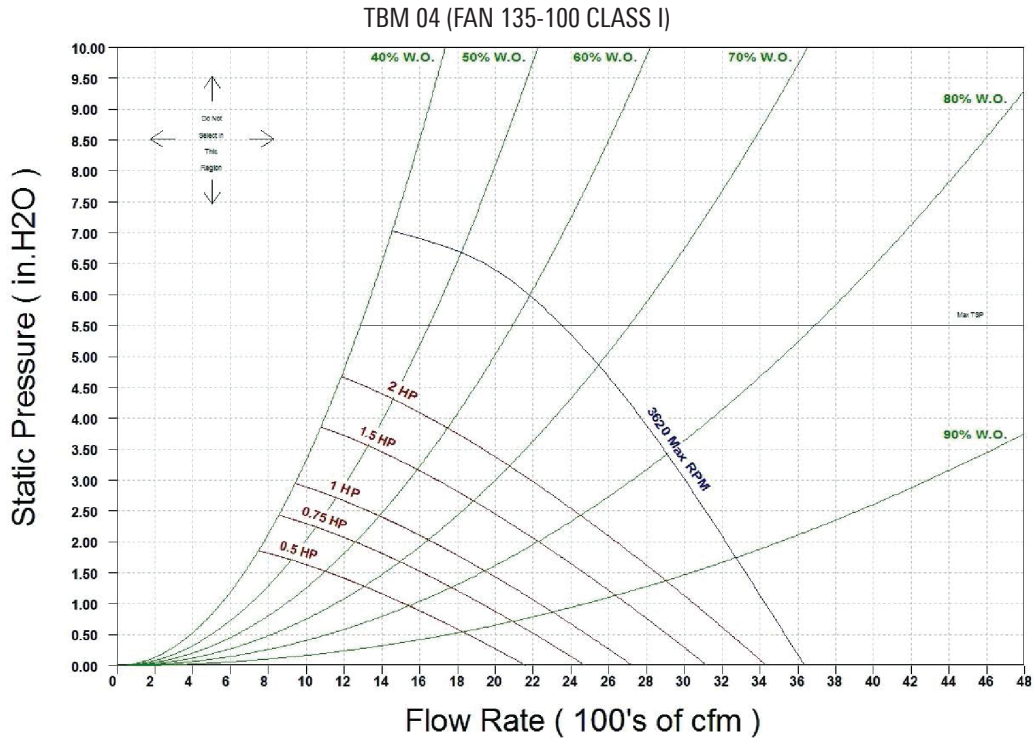


FAN CURVES



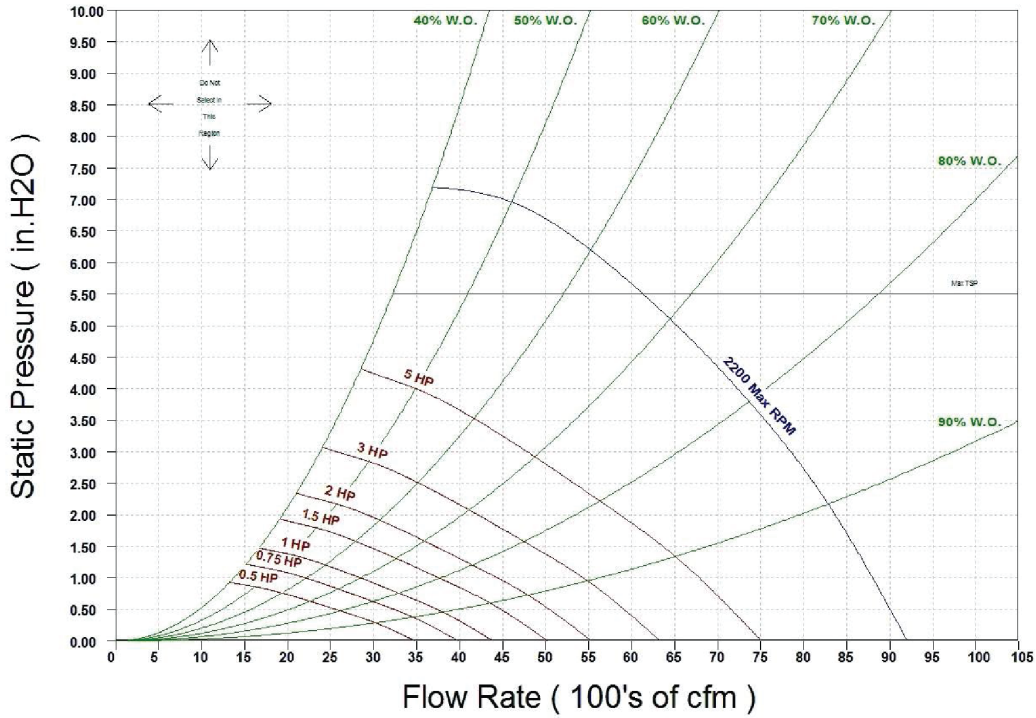


FAN CURVES

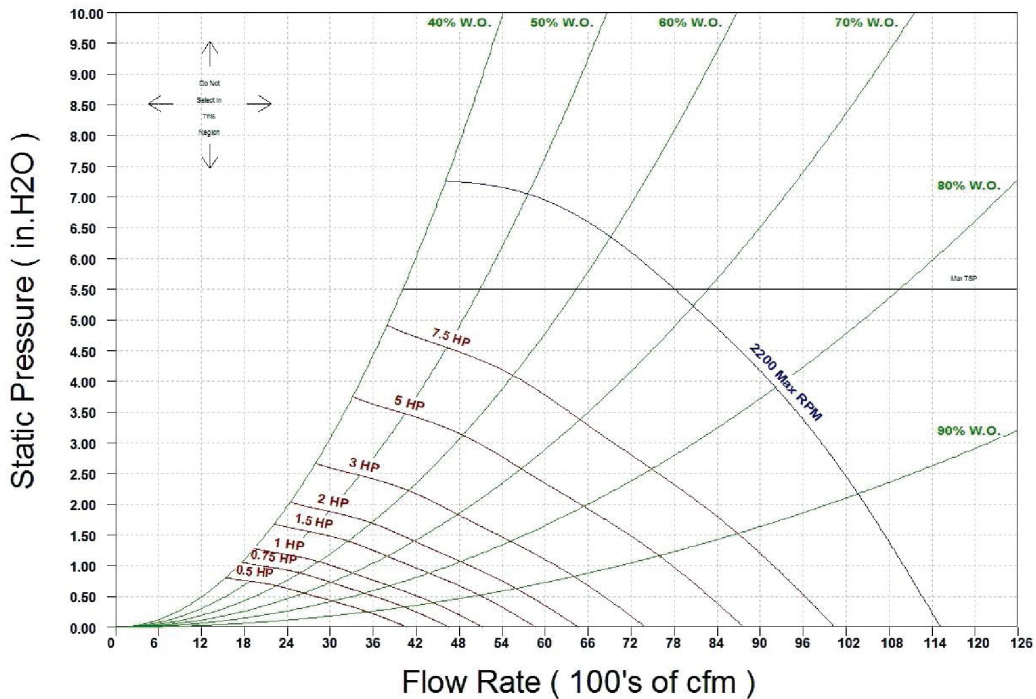


FAN CURVES

TBM 08 (FAN 220-80 CLASS I)

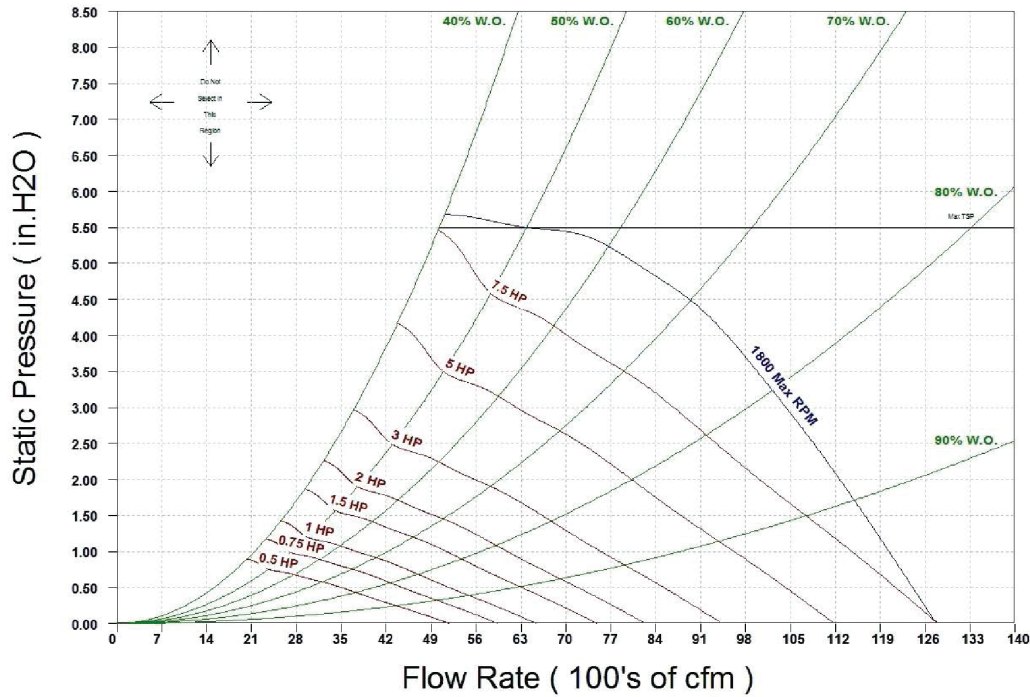


TBM 10 (FAN 220-100 CLASS I)



FAN CURVES

TBM 12 (FAN 245-100 CLASS I)



TBM 17 (FAN 270-100 CLASS I)

