


RETURN CANOPY

- The Return Canopy is an acoustical accessory
- Designed for ceiling plenum return air applications
- Reduces cross-talk noise between returns in a common plenum space
- Available in popular lay-in module sizes



RETURN CANOPY



duct accessories

MODELS:

Return Canopy

LAY-IN MODULE SIZES

12 x 12
24 x 12
24 x 24
48 x 24

MATERIAL


Panel: 20 ga galvanized steel
Liner: 1/4" thick fiberglass liner

INSTALLATION

Install return grille in suspended ceiling grid
Install canopy directly on top of return grille



See website for Specifications




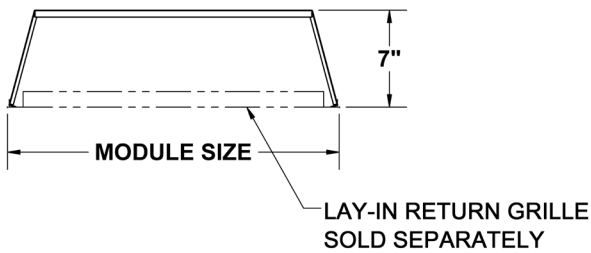
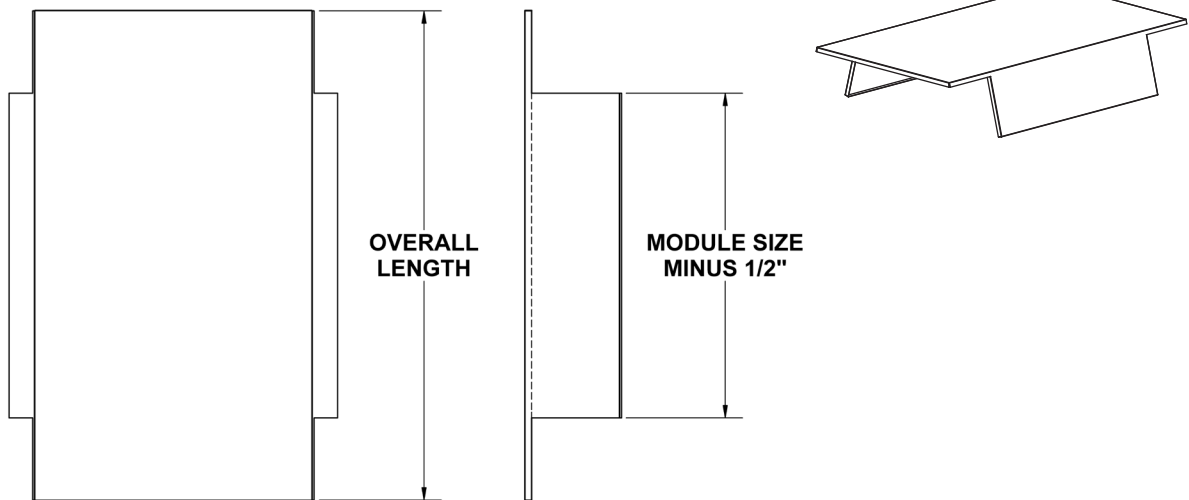
K

RETURN CANOPY

DIMENSIONS

Redefine your comfort zone.™ | www.titus-hvac.com

RETURN CANOPY DIMENSIONS



| Nominal Module Size | Overall Length |
|---------------------|----------------|
| 12 x 12 | 23 1/2" |
| 24 x 12 | 35 1/2" |
| 24 x 24 | 35 1/2" |
| 48 x 24 | 59 1/2" |

K

DIMENSIONS

K30

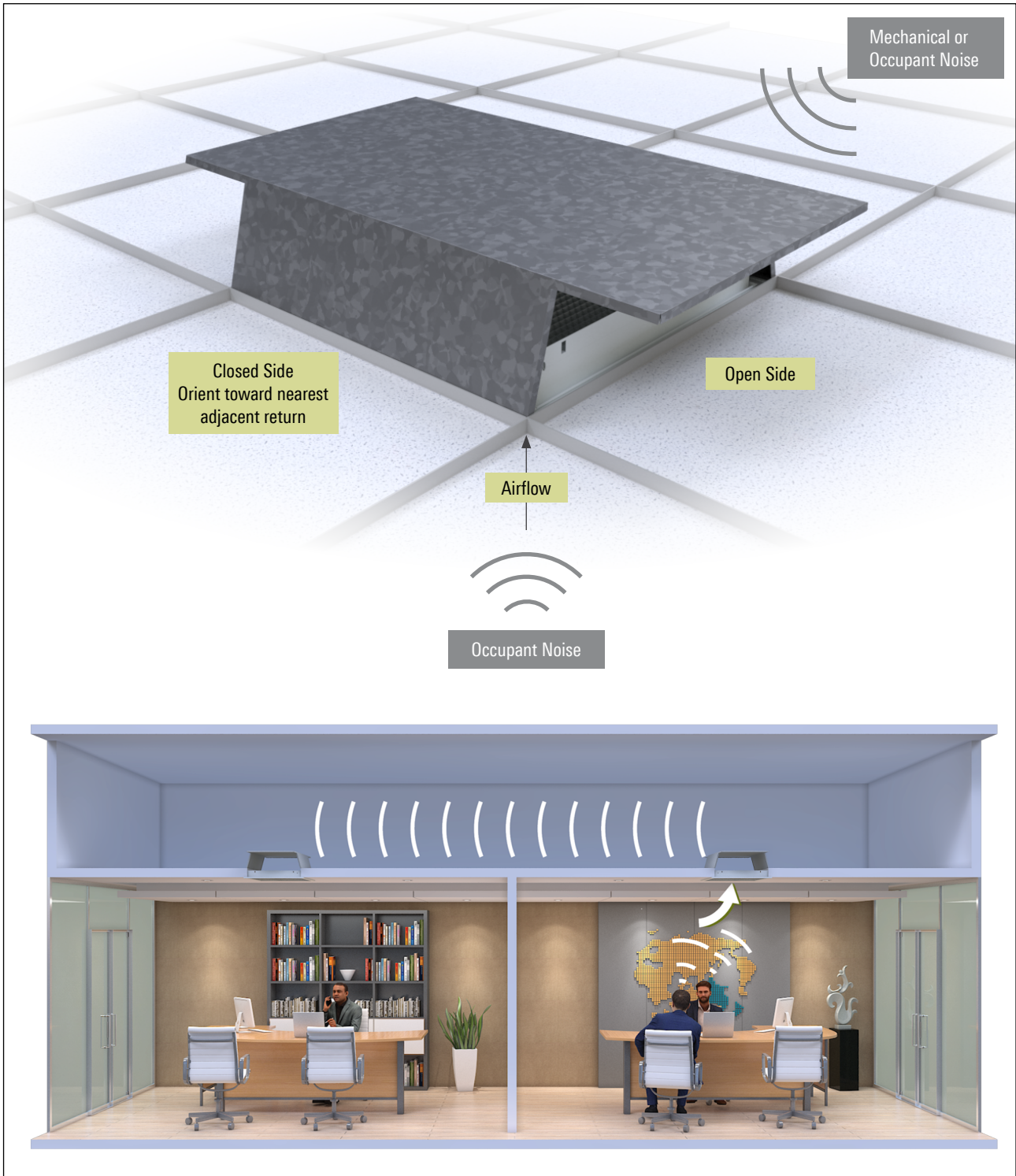
All dimensions are in inches

RETURN AIR CANOPY

grd accessories

Redefine your comfort zone.™ | www.titus-hvac.com

Lightweight and easy to install, this innovative product provides an economical solution for return air noise and improved speech privacy. Positioned directly above return grilles, the RCP prevents the transfer of occupant noise into the plenum above and prevents mechanical noise in the plenum from flanking through return grilles, or open vents, into the occupied space below.



K

RETURN CANOPY

RECOMMENDED AIR VELOCITY RANGE

| Model | Description | Air Velocity Range (fpm) |
|-------|-------------------|--------------------------|
| RCP | Return Air Canopy | 0 - 500 |

NOISE REDUCTION (dB)

| Model | Octave Band Center Frequencies (Hz) | | | | | | | |
|-------|-------------------------------------|-----|-----|-----|----|----|----|----|
| | 63 | 125 | 250 | 500 | 1K | 2K | 4K | 8K |
| RCP | 8 | 9 | 11 | 13 | 20 | 21 | 23 | 24 |

PRESSURE DROP (in w.g.)

| Model | Face Velocity (fpm) | 100 | 200 | 300 | 400 | 500 |
|-------|---------------------|------|------|------|------|------|
| RCP | in w.g. | 0.01 | 0.03 | 0.08 | 0.14 | 0.22 |

Performance Notes:

- Noise Reduction is derived from modified testing in accordance with ASTM E477-13 with the specimen located at the opening to the reverberation chamber.
- Velocity based on cross-sectional grille area (W x H)
- Performance data based on a 24" x 24" unit.