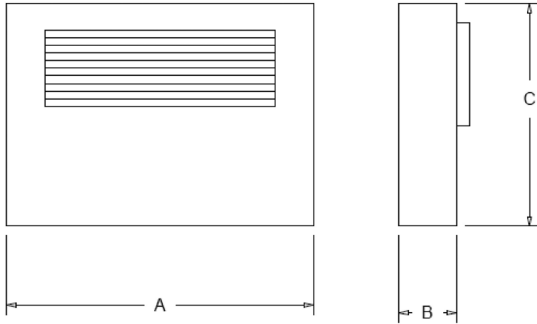


HAB HORIZONTAL BELT DRIVE

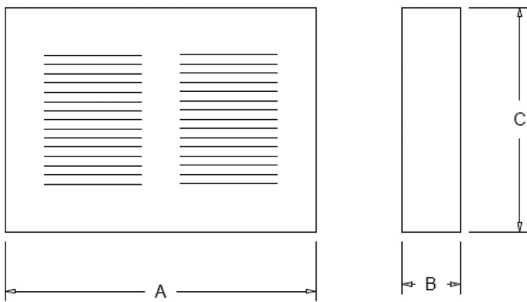
Supply Air Plenum with Adjustable 4-Way Grille



Supply Air Plenum				
Model	A	B	C	Grille
HAB 08/12	39.0	6.0	20.0	12 x 20 4-W
HAB 16/20	48.0		24.5	16 x 24 4-W
HAB 30/40	57.0		36.6	18 x 48 4-W
HAB 60/80	72.0		47.0	16 x 24 4-W

All dimensions shown are approximate and rounded, subject to change without notice

Return Air Plenum units with Fixed Return Grille

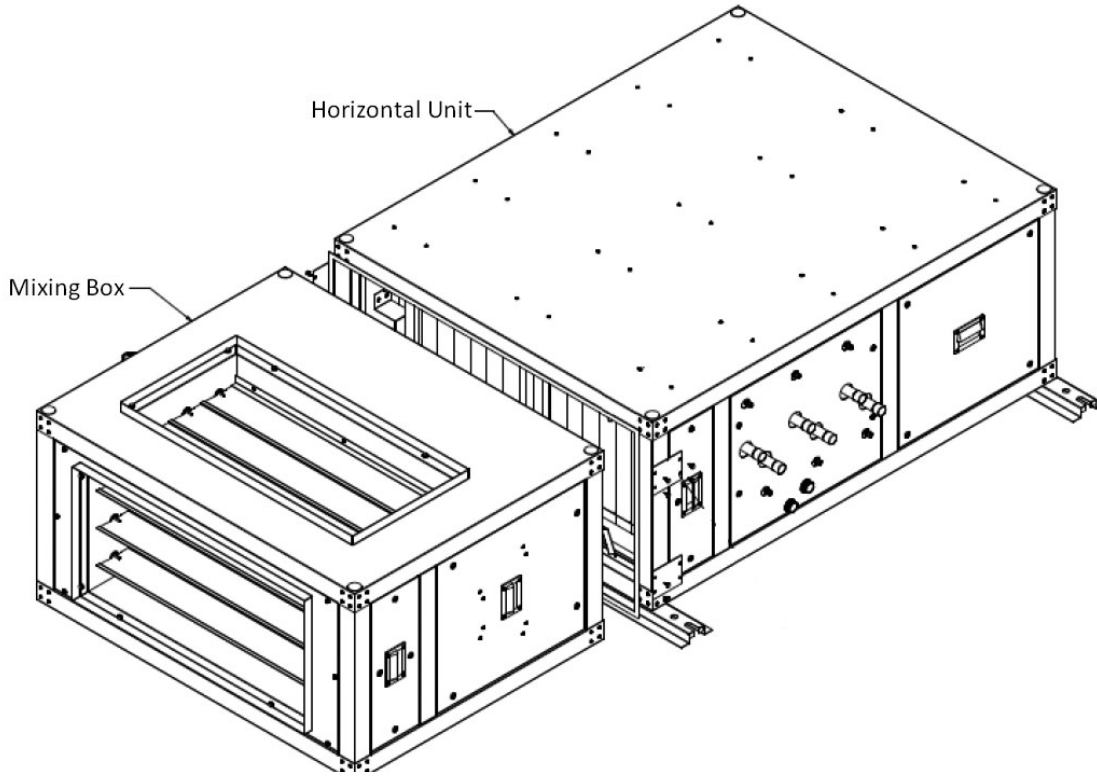


Return Air Plenum			
Model	A	B	C
HAB 08/12	39.0	2.0	20.0
HAB 16/20	48.0		24.5
HAB 30/40	57.0		36.6
HAB 60/80	72.0		47.0

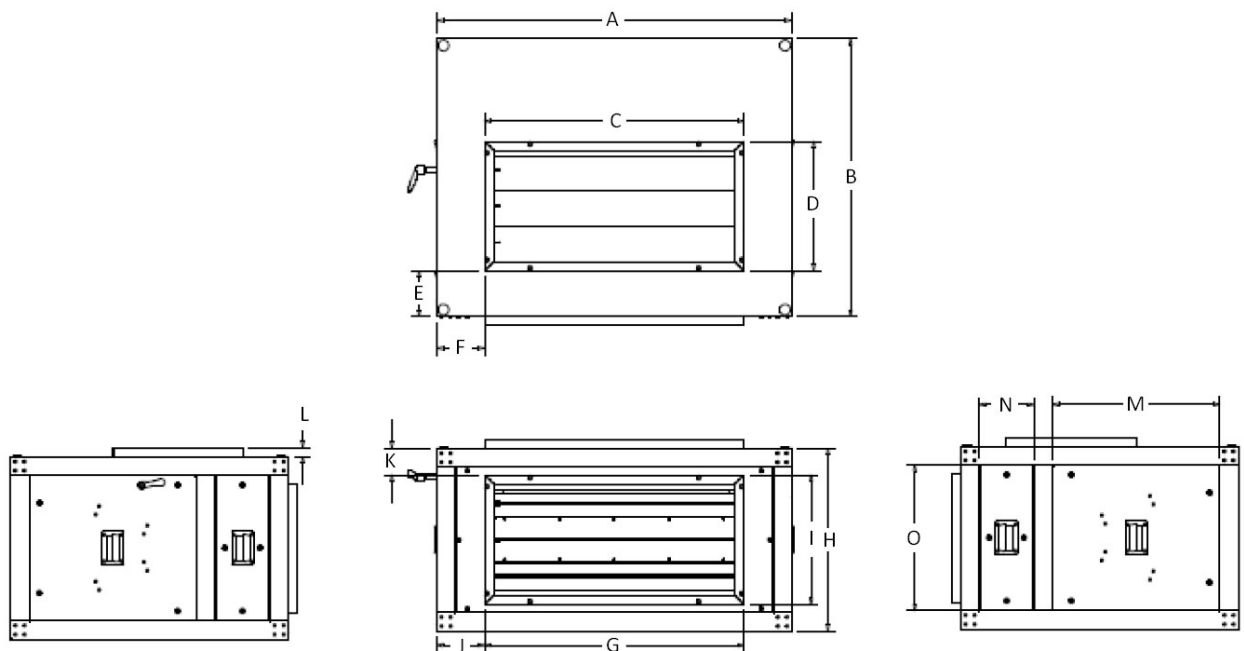
All dimensions shown are approximate and rounded, subject to change without notice

HAB HORIZONTAL BELT DRIVE

Mixing Box All Sizes



Mixing Box All Sizes



HAB HORIZONTAL BELT DRIVE MIXING BOX DIMENSIONS

Model	A	B	C	D	E	F	G	H	I	J	K	L	M	N	O
HAB 08	39.0	30.5	28.5	14.25	5.0	5.25	28.5	20.0	14.25	5.25	2.9	1.0	18.4	6.0	16.0
HAB 12	39.0	30.5	28.5	14.25	5.0	5.25	28.5	20.0	14.25	5.25	2.9	1.0	18.4	6.0	16.0
HAB 16	48.0	30.0	36.5	17.25	4.2	5.75	36.5	24.5	17.25	5.75	3.7	1.0	16.75	7.7	20.5
HAB 20	48.0	30.0	36.5	17.25	4.2	5.75	36.5	24.5	17.25	5.75	3.7	1.0	16.75	7.7	20.5
HAB 30	63.0	41.5	36.5	22.25	4.5	10.25	57.0	36.7	22.25	10.25	7.2	1.0	23.6	11.8	32.7
HAB 40	63.0	41.5	36.5	22.25	4.5	10.25	57.0	36.7	22.25	10.25	7.2	1.0	23.6	11.8	32.7
HAB 60	72.0	41.5	51.5	24.5	4.5	10.25	51.5	47.0	32.6	10.25	7.2	1.0	23.6	11.8	42.0
HAB 80	72.0	41.5	51.5	24.5	4.5	10.25	51.5	47.0	32.6	10.25	7.2	1.0	23.6	11.8	42.0