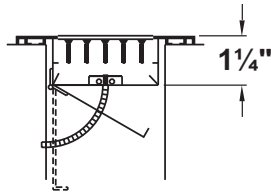
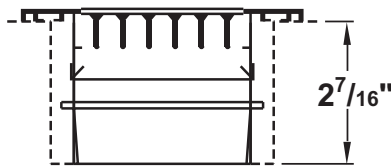


Model AG-30 Single Blade Damper



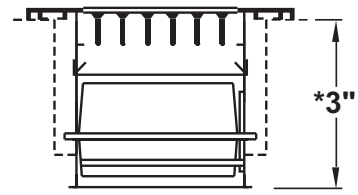
For Model CT diffuser widths 2" through 4". Friction hinge on 2" widths. Screwdriver operator on 2 1/2" through 4". Cannot be attached to Frame and Border Types 3, 4, 5, or 6. For those types use Model AG-35B damper on diffusers 3" and wider.

Model 07 Directional Blades



For all widths of Model CT diffusers 3" or greater. Cannot be attached to Frame and Border Types 3 and 4. Can be used with Type 5 or 6 if Type B Spring Clip Fastening is omitted.

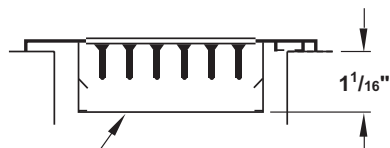
Model AG-35 Opposed Blade Damper



For Model CT diffusers 3" and wider. Not recommended for Models CT-480 and CT-481. Cannot be attached to Frame and Border Types 3 and 4. Use Model AG-35B damper for those types.

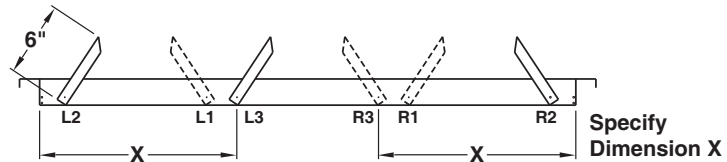
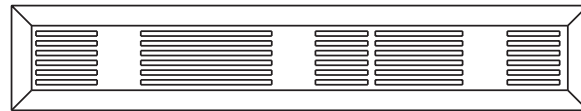
Note: Minimum duct width is 3"
*For floor models, dimension is 4"

Model BLKS Steel Blank-Off



For all widths of Model CT diffusers. Furnished in 6' lengths for field cutting and installation. Steel, painted flat black.

Model AD Access Door (Not available on Types 3, 4, 5, 6, and 22; and not available when damper is required)



Note:
Maximum
Length
is 6 feet.

Specify
Dimension X

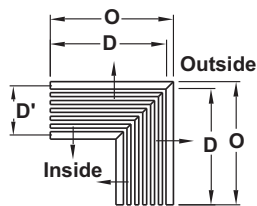
MITERED CORNERS

Available Models:

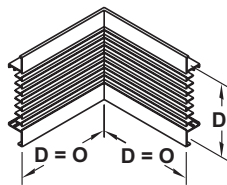
- MC-480 / 1/4" Spacing / 1/8" Bars / 0° Deflection
- MC-481 / 1/4" Spacing / 1/8" Bars / 15° Deflection
- MC-580 / 1/2" Spacing / 1/8" Bars / 0° Deflection
- MC-581 / 1/2" Spacing / 1/8" Bars / 15° Deflection
- MC-540 / 1/2" Spacing / 1/4" Bars / 0° Deflection
- MC-541 / 1/2" Spacing / 1/4" Bars / 15° Deflection

Available Pencil Proof Models:

- MC-PP-0 / 7/16" Spacing / 7/32" Bars / 0° Deflection
- MC-PP-3 / 7/16" Spacing / 7/32" Bars / 30° Deflection



Floor, Ceiling, or Sill
Type O / 0° Deflection
Type A / Deflection Inside
Type B / Deflection Outside



Type C / Side Wall, Inside



Type D / Side Wall, Outside

OVERALL DIMENSION O FOR VARIOUS FRAME AND BORDER TYPES

Duct Width D'	Duct Length D	Frame & Border Type												
		1A	1B	2	3	4	5	6	7	11	12	13	14	CO
2-4	12	12 15/16	13 3/16	12 5/8	12 3/16	12	12 13/16	12	11 7/8	12 1/8	12 3/8	12 5/8	12 7/8	12
4 1/2-10	18	18 15/16	19 3/16	18 5/8	18 3/16	18	18 13/16	18	17 7/8	18 1/8	18 3/8	18 5/8	18 7/8	18
10 1/2-12	24	24 15/16	24 3/16	24 5/8	24 3/16	24	24 13/16	24	23 7/8	24 1/8	24 3/8	24 5/8	24 7/8	24

All dimensions are in inches