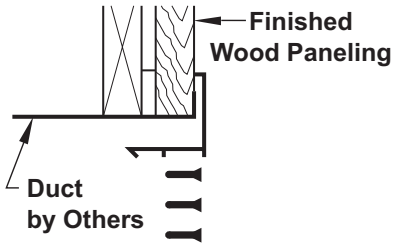


INSTALLATIONS

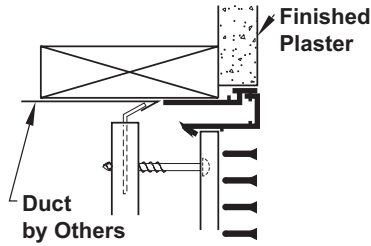
Redefine your comfort zone.™ | www.titus-hvac.com

A1 Side Wall



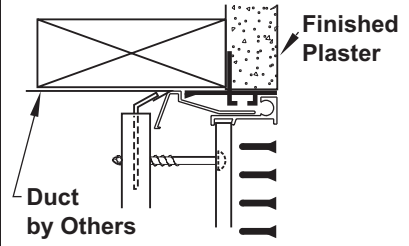
Border Type 11, 12, 13 or 14

A2 Side Wall



Frame & Border Type 3 with
Concealed Fastening

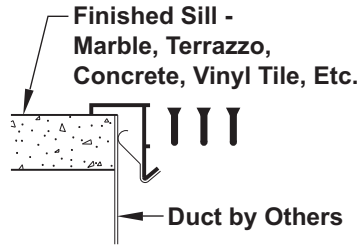
A3 Side Wall



Frame & Border Type 4 with
Concealed Fastening

B1 Raised Sill

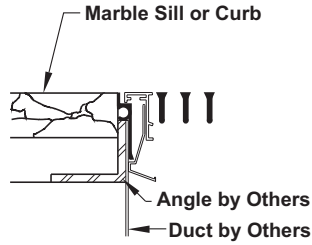
Not for Floor Installations



Border Type 11, 12, 13 or 14

B2 Raised Sill

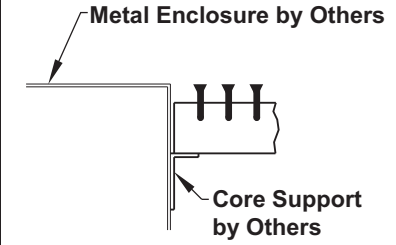
Not for Floor Installations



Frame & Border Type 3

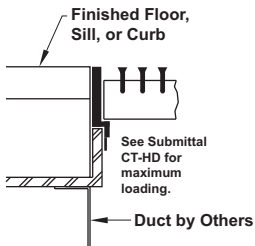
B3 Raised Sill

Not for Floor Installations



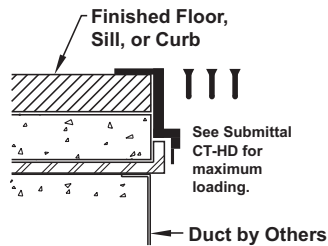
Core Only

C1 Floor or Sill



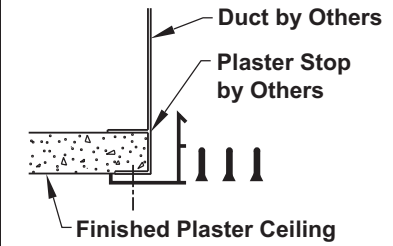
Frame Type 6 plus Heavy Duty Core

C2 Floor or Sill



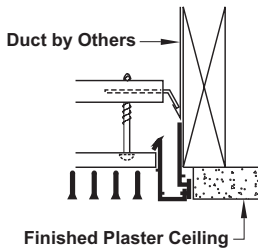
Frame Type 5 plus Heavy Duty Core

D1 Ceiling



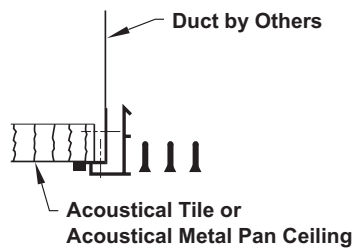
Border Type 11, 12, 13 or 14

D2 Ceiling



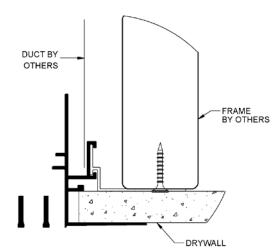
Frame and Border Type 3 with Concealed
Fastening

D3 Ceiling



Frame and Border Type 2

D4 Ceiling



Frame Type 22

F

INSTALLATIONS