


Reversible Core Grilles

specialized grilles


Redefine your comfort zone.™ | www.titus-hvac.com

1700 (L / S)

- Remove, invert or reverse the core for four different vertical deflections
- With its deep, rigid aluminum blades and carefully contoured aluminum border, the Titus 1700 Series offers a look of refinement backed with strength, versatility and superb performance
- Extreme flexibility in adjusting airflow patterns. The fixed blade core can be lifted out, then rotated or reversed, to give four different vertical deflection angles as shown in the illustration below. In addition, the optional Model 07 back blades can be adjusted individually for various horizontal deflection angles.



1700 (L / S)



Core is easily removed with one pull on the detachable operating lever, as shown. $\frac{5}{32}$ " mounting holes are concealed inside the border, accessible by removing the core.



metric sizes

MODELS:

1700L
1700S

FINISH:

Standard Finish - #26 White

OVERVIEW

Narrow Blade Grilles

Titus reversible core, narrow blade grilles provide the option of a 15° or 5° blade deflection in the same grille. The core is easily removed using a detachable lever. These grilles are made of extruded aluminum construction. Also available with rear deflection blades.


PRODUCTS INCLUDE

- Available Border Types:
 - #1 - Surface Mount
 - #8 - Core Only
- #8 x 11/4" long Phillips Flat Head Sheet Metal Screws, Painted White
- Optional 07 Directional Blades
- Optional Opposed Blade Damper
- Can be used as supply or return

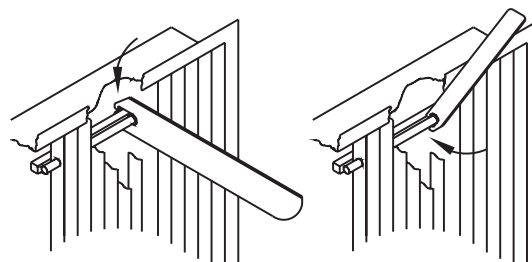


See website for Specifications

Four Different Vertical Deflections Chosen by Positioning Core



Core Removal and Replacement



To replace core, insert operating lever through blades, hook over mullion and push downward on lever