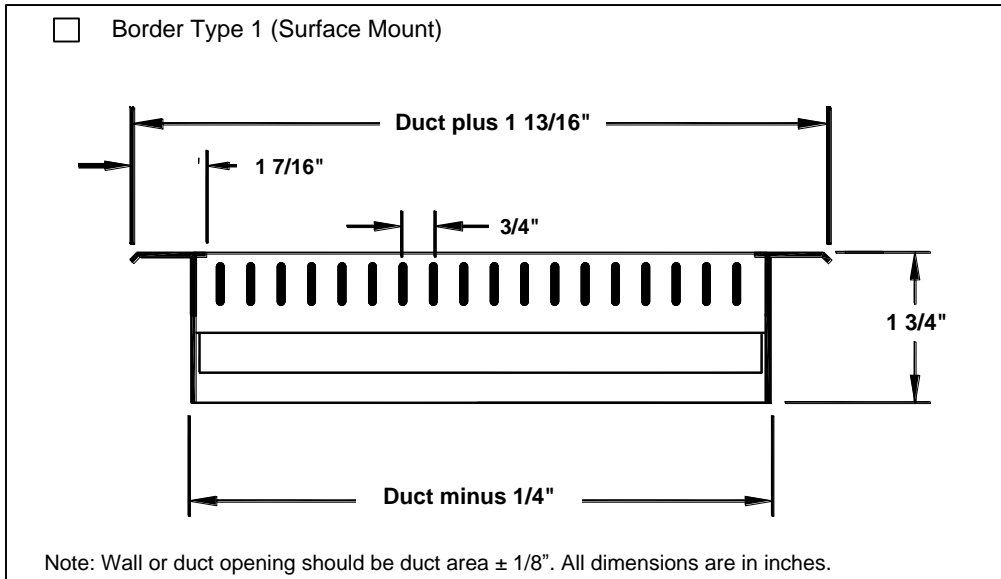
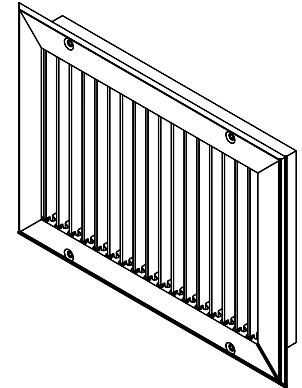


Louvered Supply Grilles • 304 Stainless Steel

- Models: 300RL-SS • Double Deflection • Long Front Blades • 3/4" Blade Spacing
 300RS-SS • Double Deflection • Short Front Blades • 3/4" Blade Spacing

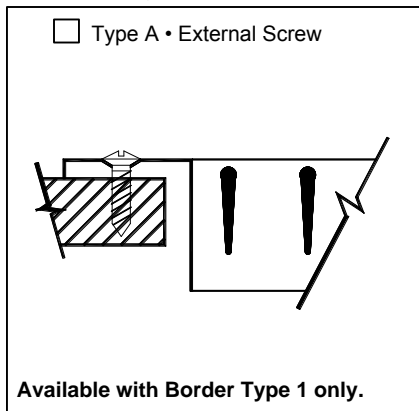


Available Sizes (D" x D")

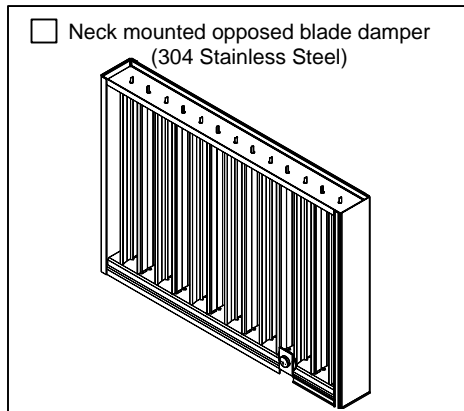
Border Type 1 is available in sizes 6" x 4" through 48" x 48" in 2" increments in one piece construction.

Odd and fractional sizes are available at additional cost. Sizes larger than 48" x 48" are shipped in multiple sections with aluminum joining strips for field assembly.

Fastenings



Accessories (optional)



Check if provided.

PF-SS – 304 Stainless Steel Plaster Frame

Other: _____

Standard Finish: #04 Mill

Other Finish: _____

General Description

- Available with front louvers vertical or horizontal.
- Louvers are individually adjustable.
- All dimensions are $\pm 1/16"$.
- Optional opposed blade damper has screwdriver adjustment accessible through face of grille.
- Material is 304 Stainless Steel.
- Optional 316 Stainless Steel available.
- #8 X 11/4" lg. stainless steel Phillips flat head sheet metal screws.

This submittal is meant to demonstrate general dimensions of this product. The drawings are not meant to detail every aspect of the product. Drawings are not to scale. Titus reserves the right to make changes without written notice.