

Plenum Slot Diffusers • Solar Powered

Auto Changeover • Bi-directional Air Pattern • Standard & Secondary Option

EOS (ST) • Standard Unit
 EOSI (ST) • Standard Unit • Insulated
 EOS (DR) • Secondary Unit
 EOSI (DR) • Secondary Unit • Insulated

EOS-NT (ST) • Standard Unit
 EOSI-NT (ST) • Standard Unit • Insulated
 EOS-NT (DR) • Secondary Unit
 EOSI-NT (DR) • Secondary Unit • Insulated

EOS/EOSI Standard Unit (ST)

EOS-NT/EOSI-NT Standard Unit (ST)
(For Narrow Tee Application)

Available Model Lengths

Model	Nominal Length	L
EOS	24 [610]	23.75 [603]
	48 [1219]	47.75 [1213]
EOS-NT	24 [610]	23.375 [594]
	48 [1219]	47.375 [1203]

Available Inlet Sizes

Nominal Length	Nominal Inlet	A
24 [610]	6 [152]	6 1/4 [159]
	8 [203]	9 3/8 [238]
48 [1219]	10 [254]	12 1/2 [318]
	12 [305]	15 9/16 [395]

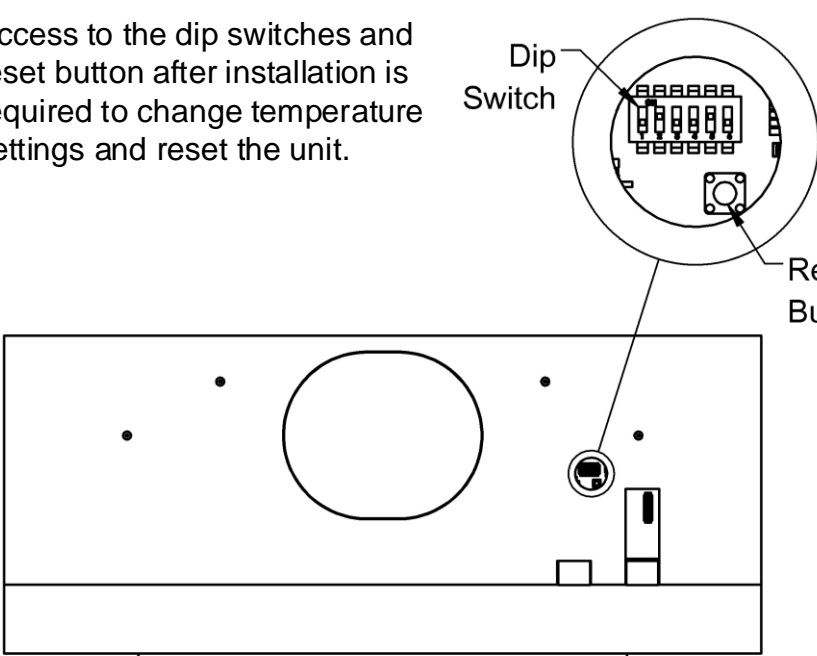
EOS/EOSI Secondary Unit (DR)
Supplied with interconnect cable for linked operation with ST unit. (see pg. 2)

EOS-NT/EOSI-NT Secondary Unit (DR)
Supplied with interconnect cable for linked operation with ST unit. (see pg. 2)

Note: Dimensions are in inches [millimeters]

Temperature Band Adjustment Details

Access to the dip switches and reset button after installation is required to change temperature settings and reset the unit.



	COOLING SETPOINTS			HEATING SETPOINTS		
ON	69°	71°	73°	76°	78°	80°
OFF	1	2	3	4	5	6

Procedure to adjust temperature band:

- Locate dip switch in opening adjacent to inlet.
- Remove plastic plug and set both cooling and heating temperatures to desired set-point. Only one cooling switch and one heating switch should be in the "ON" position. The remaining switches should be in the "OFF" position.
- After selecting set points, press "RESET" button.

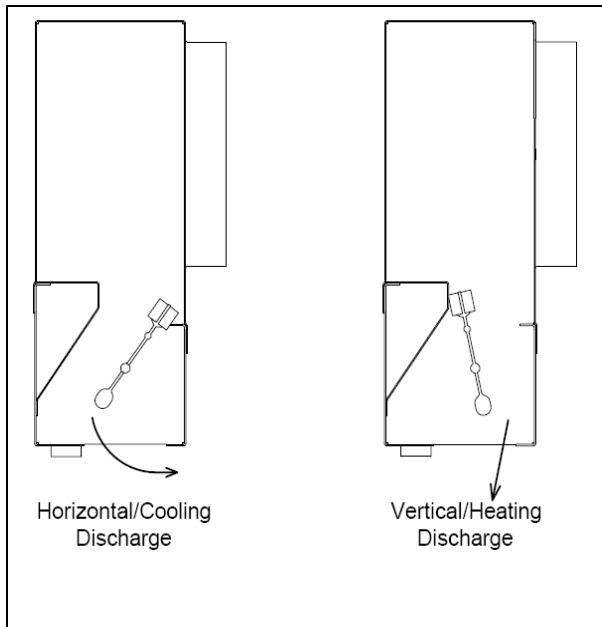
Note: Diffusers will ship from factory with the standard default temperature set-points of 71°F and 78° F (shown in diagram above)
Only Standard Units (ST) have temperature adjustment.

Initial Startup:

The EOS Standard (ST) & Secondary (DR) units utilize solar energy harvesting to power the internal actuator and provide the auto-changeover action between cooling and heating blade positions. This is accomplished by exposing the diffuser to room or ambient light to charge the energy accumulator. In most cases, the solar cell will charge the energy storage device in the first few hours of operation.

Horizontal & Vertical Airflow Discharge Patterns

Standard & Secondary Configuration



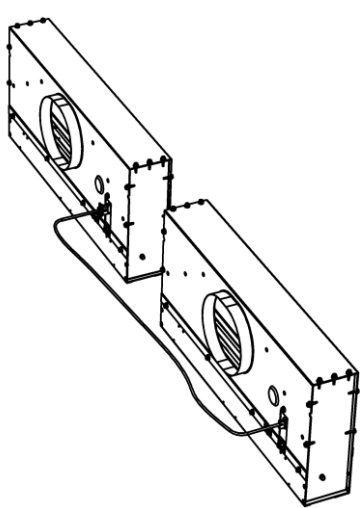
All EOS/EOSI-NT standard units (ST) are equipped with a Secondary connector.

All Secondary units (DR) are shipped with a factory mounted 12' cable for connection to the standard unit.

To operate as a Standard-Secondary setup, simply connect the Secondary cable to the standard unit and set the ST unit temperature set-points.

The standard unit will automatically detect the Secondary unit and start the Standard-Secondary operation mode.

Secondary unit does not have to be the same length as Standard. A 24" Secondary will work with a 48" Standard and a 48" Secondary will work with a 24" Secondary unit.

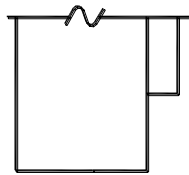


Accessories (Optional) Check if provided.

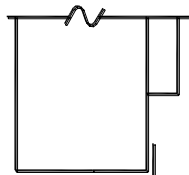
External Insulation (EOSI)

Accessories (Optional) Check if provided.

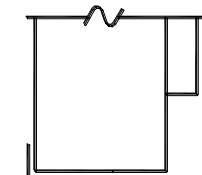
Optional Factory-Furnished T-Bars



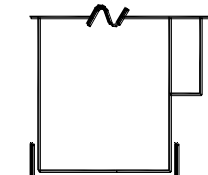
0
 No T-Bars
(default for EOS-NT
and EOSI-NT)



1
 One T-Bar,
Inlet Side



1L
 One T-Bar,
Side Opposite Inlet

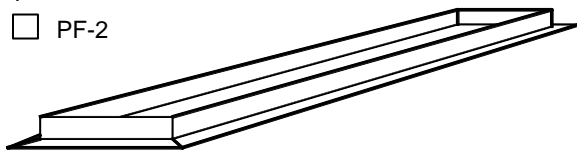


2
 Two T-Bars,
Outside Edge

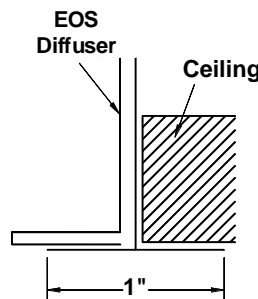
Note: Factory supplied outside T-bars are 1" wide.

Optional Slot Diffuser Plaster Frame

PF-2



Opening in ceiling should be:
Length = Module plus 1/2-inch
Width = Plenum width plus 3/4-inch



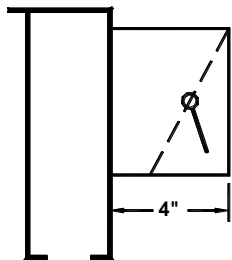
The PF-2 slot diffuser mounting frame can be used in sheetrock or plaster ceiling. The frame is mounted in the ceiling by others. The EOS is mounted on the inside lip of the frame. Plaster frame is 1 1/2" high.

Notes:

1. Available only for 00 Tee Option.
2. Inlet side of plenum must be accessible to access cable connection, dip switch and reset button.

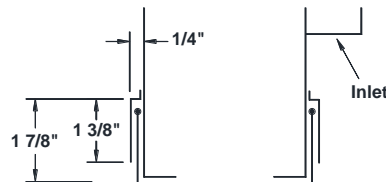
Optional Inlet Damper

ID (Shipped loose)



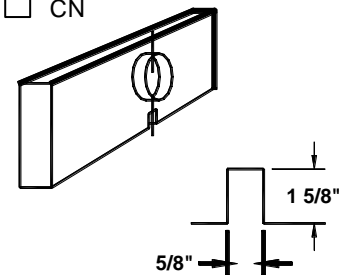
Optional Mounting Clips

- MTC1 (One side for 01 Tee Option)
- MTCL (One side for 1L Tee Option)
- MTC-2 (Both sides for 00 Tee Option)
Default for EOS-NT and EOSI-NT



Optional Cross Notch

CN



Standard Finish: #02 Black pattern controllers and exposed surfaces, white optional T-Bars.

General Description

- The EOS is an auto-changeover diffuser with a bi-directional air pattern for cooling and heating applications.
- Available in two styles: Standard (ST) & Secondary (DR). The standard unit can function as a stand-alone unit or a Standard unit in a Standard-Secondary setup. The Secondary comes with 12' attached cable for connection to Standard.
- The EOS ST & DR features energy harvesting technology from solar and ambient room light to power an actuator. Internal temperature sensors monitor supply air temperature and automatically adjusts the air pattern for horizontal airflow (cooling) or vertical airflow (heating).
- Diffuser should be installed at a maximum distance of 18 inches from exterior surfaces to prevent downdrafts in occupied zone.
- Operates on a narrow temperature band (71° F to 78° F). Each setpoint is adjustable in one increment of 2 degrees up or down for maximum flexibility.
- Smart logic programming on internal P.C. board checks supply air temperature in 10 minute intervals to ensure proper airflow direction is maintained for cooling and heating applications.
- Solar cell mounted on face collects light energy and stores on internal capacitor.
- Standard configuration includes 10-inch plenum height, 2-inch slot width and Earthquake tabs (2 per unit).
- Choice of three arrangements of optional factory installed T-bars.
- Optional plaster frame for surface mount applications.
- Optional foil encapsulated external insulation.(EOSI models)
- Material is steel with miscellaneous aluminum parts.

This submittal is meant to demonstrate general dimensions of this product. The drawings are not meant to detail every aspect of the product. Drawings are not to scale. Titus

reserves the right to make changes without written notice.