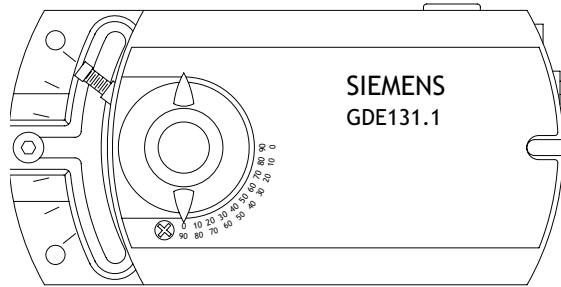


TO "COM" TERMINAL ON EHM BOARD  
TO "SIGNAL" TERMINAL EHM BOARD  
TO FAN RELAY OR TO "24VAC" TERMINAL  
ON UNITS WITH ECM MOTOR (MANUAL PWM)

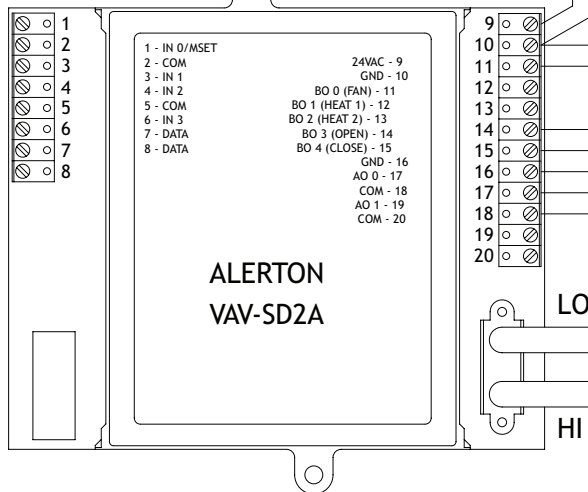


RED (1) COMMON  
ORANGE (7) CCW TO CLOSE  
VIOLET (6) CW TO OPEN

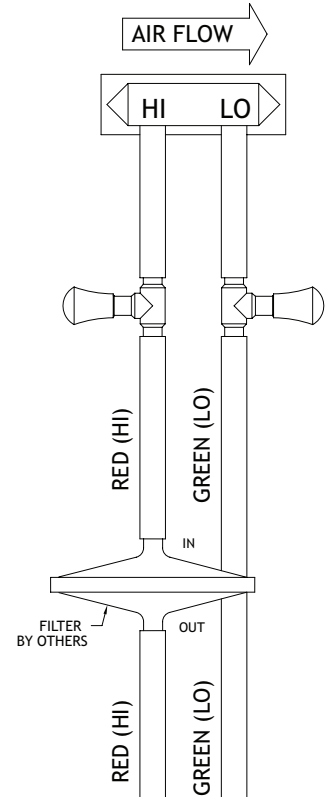
G GREEN #18

TO TRANSFORMER

YELLOW #18  
24VAC  
BLUE #18



BLACK #18  
RED #18  
ORANGE #18



**ACTUATOR NOTE:** PRIOR TO LINKING DAMPER SLIDE MANUAL OVERRIDE SWITCH TOWARD BASE AND ROTATE COLLAR FULLY CLOCKWISE. LINK DAMPER OPEN. MOTOR TURNS COUNTER CLOCKWISE TO CLOSE. SLIDE MANUAL OVERRIDE SWITCH BACK TO ORIGINAL POSITION.

PROJECT:

ENGINEER:

CUSTOMER:

DATE:

SPEC. SYM.: