
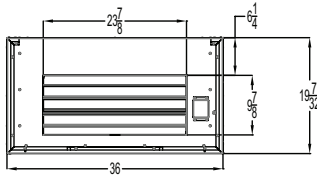



## DIMENSIONS

## displacement ventilation

Redefine your comfort zone.™ | www.titus-hvac.com

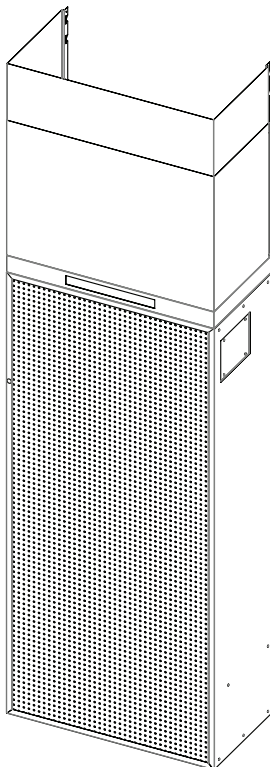


DVRI-HCS 14" INLET



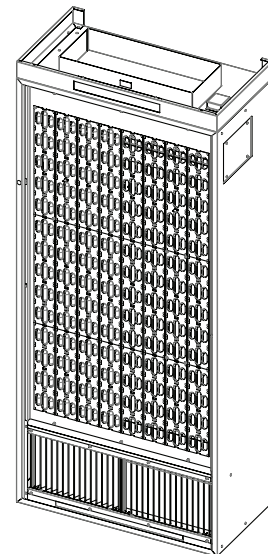
Model	Inlet Size	Nominal Unit Size	Unit Dimensions (inches)					
			A	B	C	D	G	L
DVRI-HCS	14	36 x 79	36	78 <sup>3</sup> / <sub>8</sub>	16 <sup>5</sup> / <sub>16</sub>	13 <sup>3</sup> / <sub>8</sub>	7 <sup>7</sup> / <sub>8</sub>	65 <sup>1</sup> / <sub>4</sub>

☐ Optional telescopic duct cover



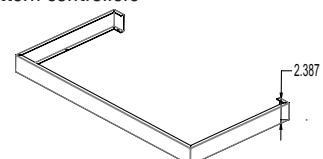
Model	Unit Size	Diffuser height with duct cover kit*	
		Min	Max
DVRI-HCS	36 x 79	109 <sup>7</sup> / <sub>8</sub>	124

\*Height dimensions do not include mounting base



For detailed instructions on how to change the adjacent zone using the variable air pattern controllers, refer to page T82

View with face removed showing integral variable air pattern controllers


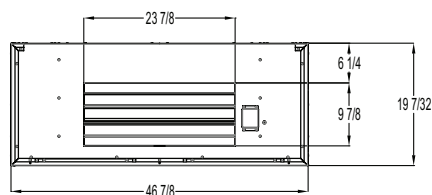


☐ Optional mounting base  
Height (J): 2-3/4" or 4"

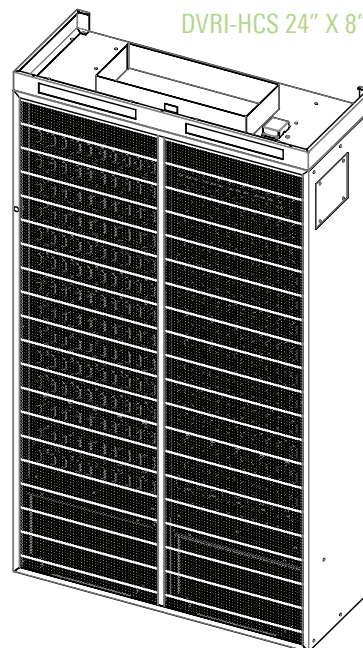
## DIMENSIONS

## displacement ventilation

Redefine your comfort zone.™ | www.titus-hvac.com

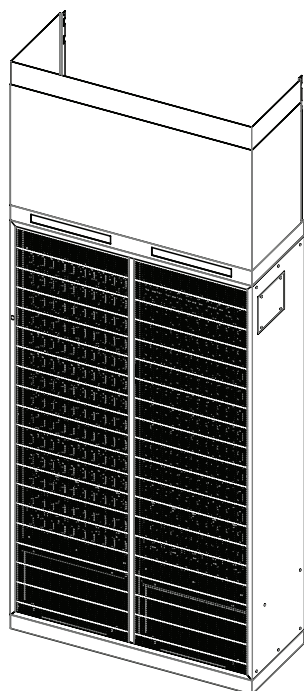


DVRI-HCS 24" X 8" INLET



Model	Inlet Size	Nominal Unit Size	Unit Dimensions (inches)						
			A	B	C	E	F	H	L
DVRI-HCS	24 x 8	47 x 79	46 <sup>7</sup> / <sub>8</sub>	78 <sup>3</sup> / <sub>8</sub>	16 <sup>7</sup> / <sub>16</sub>	13 <sup>7</sup> / <sub>8</sub>	7 <sup>7</sup> / <sub>8</sub>	2	65 <sup>1</sup> / <sub>4</sub>

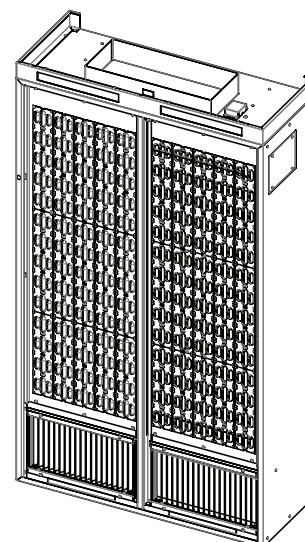
☐ Optional telescopic duct cover



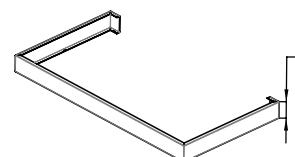
Model	Unit Size	Diffuser height with duct cover kit*	
		Min	Max
DVRI-HCS	47 x 79	109 <sup>7</sup> / <sub>8</sub>	124

\*Height dimensions do not include mounting base

For detailed instructions on how to change the adjacent zone using the variable air pattern controllers, refer to page T82



View with face removed showing integral variable air pattern controllers



☐ Optional mounting base  
Height (J): 2-3/4" or 4"

All dimensions are in inches

T

DIMENSIONS

T65