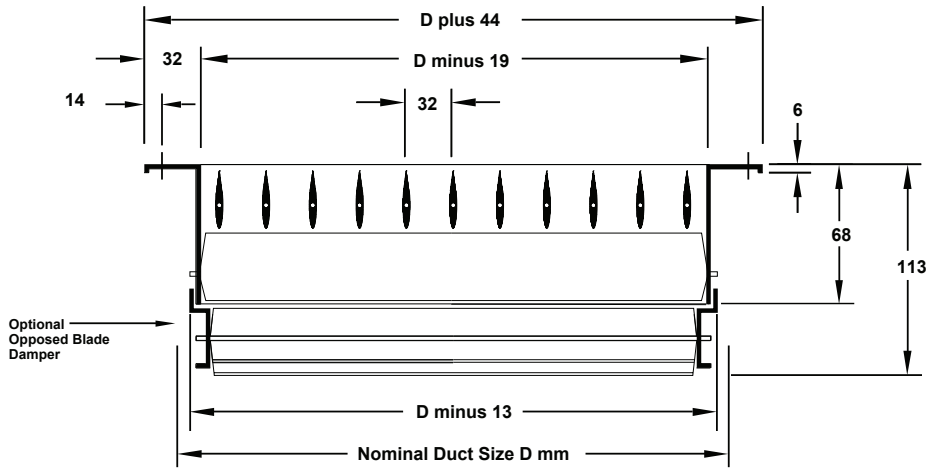


## Louvered Supply Grilles and Registers • Aero-Blade Series Steel Border • Aluminum Airfoil Blades

Models:  M112RL • Double Deflection • Long Front Blades • 30mm Blade Spacing

M112RS • Double Deflection • Short Front Blades • 30mm Blade Spacing

Border Type 1 • Surface Mount



### Available Sizes (Dmm x Dmm)

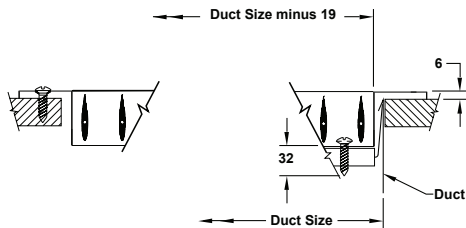
Border Type 1 is available in sizes 152 x 102 through 1219 x 1219 in one piece construction. Sizes larger than 1219 x 1219 are shipped in multiple sections with joining strips for field assembly. Odd and fractional sizes are available at additional cost.

**Note:** Dimensions are in millimeters. Wall or duct opening should be duct size  $\pm 3$ .

### Fastenings

Type A • External Screw

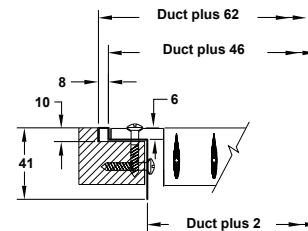
Type C • Concealed Screw



Available with Border Type 1 only. Single deflection blades shown for clarity.

### Mounting Frames

PFAP • Aluminum Plaster Frame



### Recessed Mounted Example

**Note:** Wall opening should be listed duct size +3 to listed duct size + 6. Model PFAP Plaster Frame can be installed as either surface mount or recessed.

### Accessories (Optional)

Check  if provided

Opposed blade damper (galvanized steel)

IS • Insect Screen (2mm square mesh – galvanized steel)

EQT • Earthquake Tabs

DS • Debris Screen (6mm square mesh – galvanized steel)

Other: \_\_\_\_\_

**Standard Finish:** #26 White

Other Finish: \_\_\_\_\_

### General Description

- Aerodynamically shaped blades are individually adjustable.
- Optional opposed blade damper has screw-driver adjustment accessible through face of register.

- Material is 20 gauge steel for border and heavy extruded aluminum for blades.
- #8 x 32mm lg. Phillip's flat head sheet metal screws painted white.
- All dimensions are  $\pm 2$ mm.