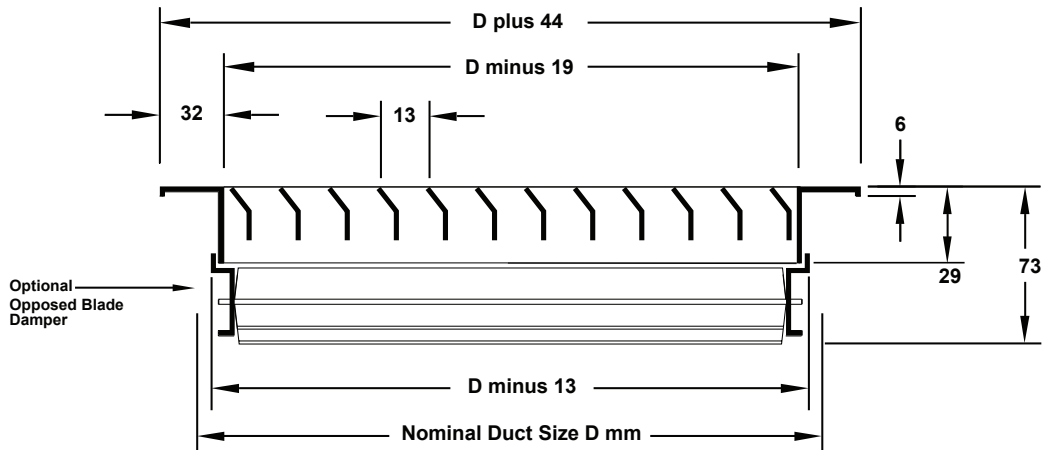


Bar Return • Heavy Duty Gym Grille Steel

- Model: M33RL • 38° Deflection • Long Blades • 13mm Spacing
 M33RS • 38° Deflection • Short Blades • 13mm Spacing

Border Type 1 (Surface Mount)

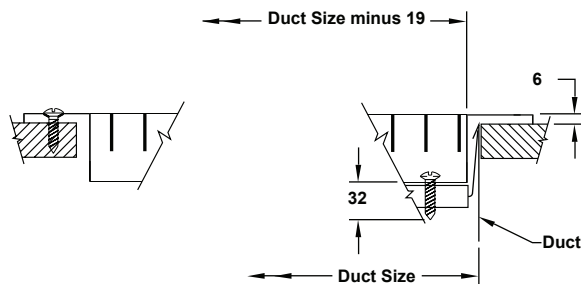


Available Sizes (Dmm x Dmm)

152 x 102 through 1219 x 1219 in one piece construction. Sizes larger than 1219 x 1219 are shipped in multiple sections with joining strips for field assembly. Odd and fractional sizes are available. Wall or duct opening should be duct size ± 3.

Fasteners

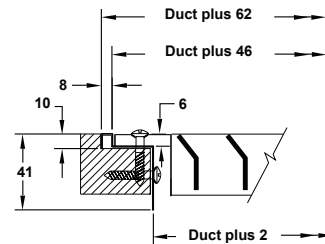
Type A • External Screw Type C • Concealed Screw



Available with Border Type 1 only. Type 'C' fastening not available on unit with damper.

Mounting Frames

PFAP • Aluminum Plaster Frame



Recessed Mounted Example

Plaster frame can be installed as either surface mount or recessed. Note: Dimensions are in millimeters. Wall or duct opening should be duct sizes + 3.

Accessories (Optional) Check if provided

- | | |
|--|--|
| <input type="checkbox"/> Neck mounted opposed blade damper (galvanized steel) | <input type="checkbox"/> DS • Debris Screen (6mm square mesh – galvanized steel) |
| <input type="checkbox"/> IS • Insect Screen (2mm square mesh – galvanized steel) | <input type="checkbox"/> Other _____ |

Standard Finish: #26 White

Optional finish _____

General Description

- Models M33RL and M33RS are for use in gymnasiums and other locations where an unusually strong, impact resistant return grille is required.
- One set of 38° fixed blades.
- Support bars 152mm on center.
- Optional opposed blade damper has slide adjustment accessible at face of register.
- Material is 16 gauge steel for border and 14 gauge steel for blades.