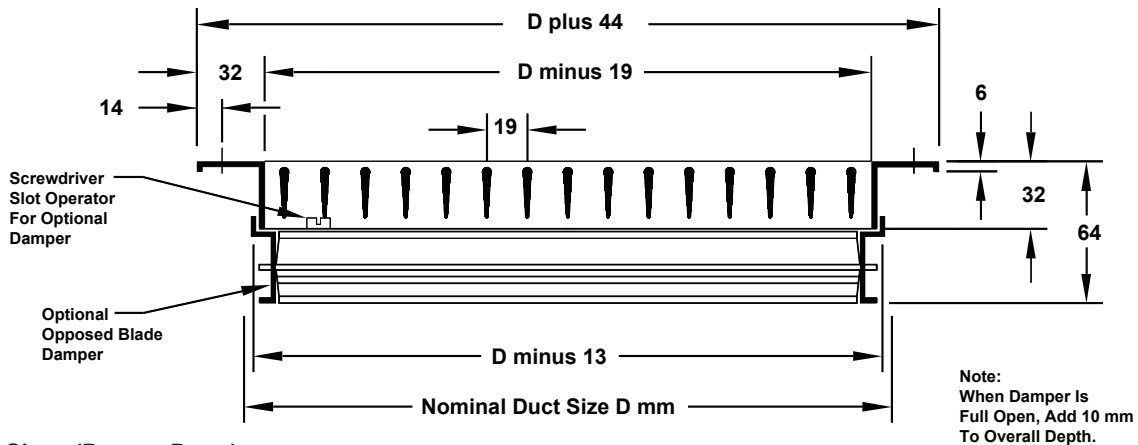


Louvered Supply Grilles and Registers • 304 Stainless Steel

- Models: M301RL-SS • Single Deflection • Long Front Blades • 19mm Blade Spacing
 M301RS-SS • Single Deflection • Short Front Blades • 19mm Blade Spacing

Border Type 1 • Surface Mount



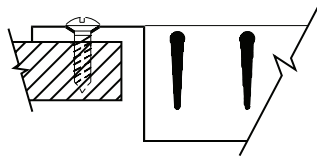
Available Sizes (Dmm x Dmm)

Border Type 1 is available in sizes 152 x 102 through 1219 x 1219 in 51 increments in one piece construction. Odd and fractional sizes are available at additional cost. Sizes larger than 1219 x 1219 are shipped in multiple sections with aluminum joining strips for field assembly.

Note: Wall or duct opening should be duct size ± 3. All dimensions are in millimeters.

Fastenings

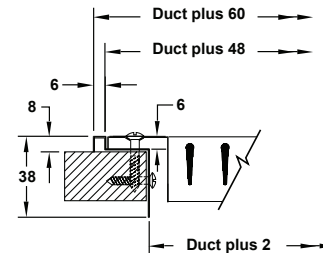
Type A • External Screw



Available with Border Type 1 only.

Mounting Frames

MPF-SS – 304 Stainless Steel Plaster Frame



Surface Mounted Example

Note: Wall opening should be listed duct size + 2 to listed duct size + 6. Plaster frame may be surface mounted or recess mounted.

Accessories (Optional)

- Neck mounted opposed blade damper (304 Stainless Steel)
 Other _____

- Check selection
 EQT • Earthquake tabs

Standard Finish: #04 Mill

- Optional finish _____

General Description

- Available with louvers vertical or horizontal.
- Louvers are individually adjustable.
- All dimensions are ± 2mm.
- Optional opposed blade damper has screwdriver adjustment accessible through face of register.
- Material is 304 Stainless Steel.
- #8 x 32mm lg. stainless steel Phillips flat head sheet metal screws.