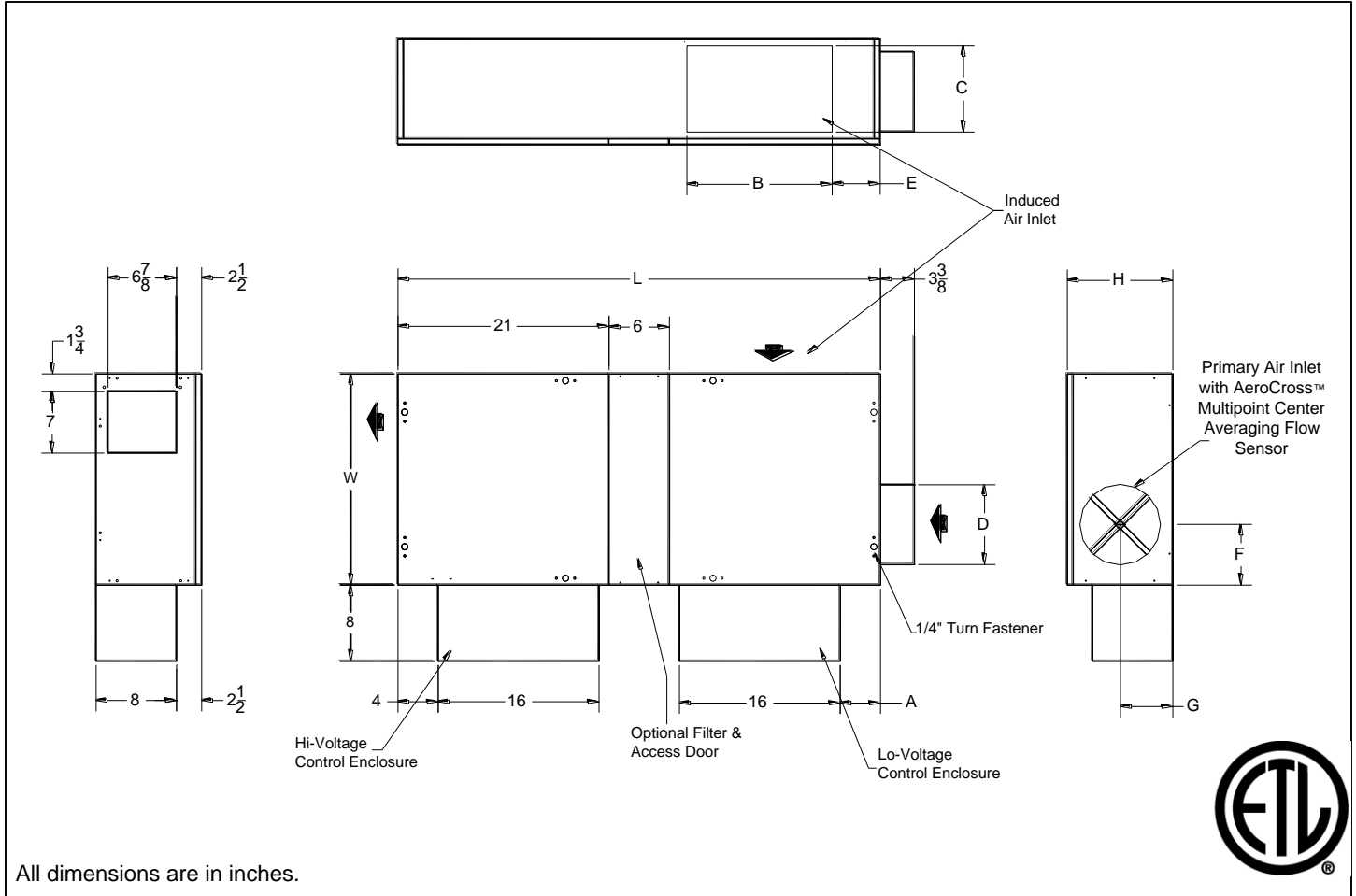


## ALHK

Fan Powered Terminal, Series Flow with ECM Motor  
 Analog Control, Pressure Independent, Access Floor Profile



Unit Size	Inlet Size	A	B	C	D	E	F	G	H	L	W	Filter Size
3	9" Diameter	5	14	8	8 <sup>7</sup> / <sub>8</sub>	3 <sup>1</sup> / <sub>2</sub>	5 <sup>5</sup> / <sub>8</sub>	7	10 <sup>1</sup> / <sub>2</sub>	48	21	18 x 10
4	9" Diameter	5	14	12	8 <sup>7</sup> / <sub>8</sub>	3	5 <sup>5</sup> / <sub>8</sub>	7	14 <sup>1</sup> / <sub>8</sub>	48	21	18 x 14
	10" Diameter				9 <sup>7</sup> / <sub>8</sub>		6 <sup>5</sup> / <sub>8</sub>					

### ECM Motor Amperage Ratings

Unit Size	Motor hp	120V/1/60 FLA	208V/1/60 FLA	277V/1/60 FLA
3	1/3	5.0	3.3	2.6
4	1/3	5.0	3.3	2.6

FLA = Full Load Amperage, rated per the motor nameplate

All fan motors are single phase, same voltage as electric coil (when supplied), with exception that 277 V motors are used with 480V, 3 phase coils (4 wire wye).

### Accessories (Optional)

Check  if provided.

- Induced Air Filter, 1" thick, disposable construction type.
- Toggle disconnect switch (not available on units with optional electric coils.)
- Fibre Free Liner
- 1/2" Fibre Free Liner
- 1/2" EcoShield Liner
- Foil Face Liner
- Fan unit fusing
-

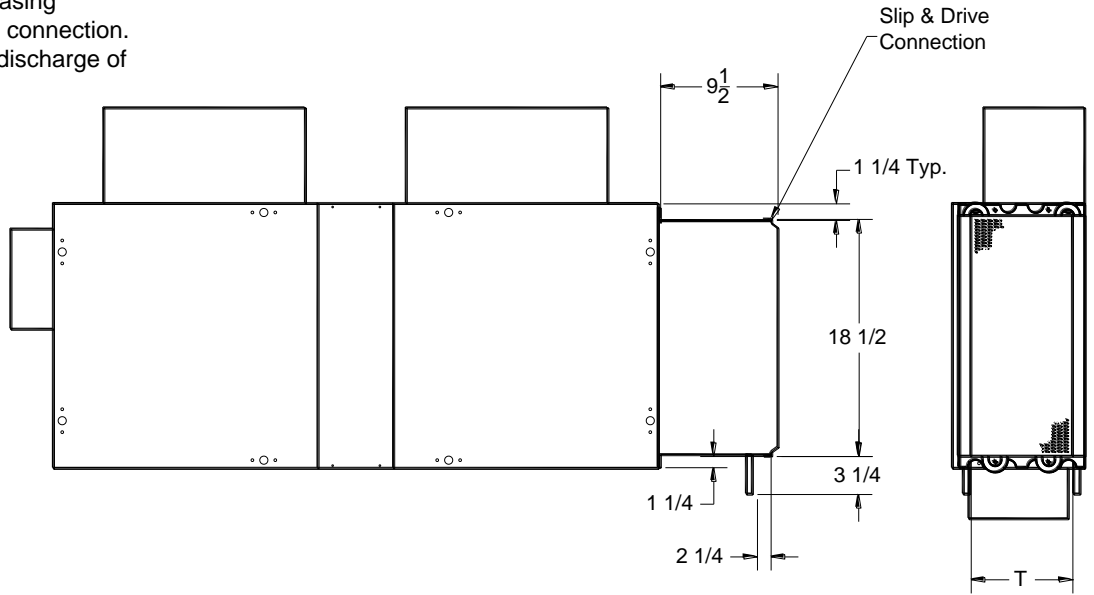
## Accessories (Optional)

Hot Water Coil Section

- 1/2" copper tubes
- Aluminum ripple fins, 10 per inch
- Connections: Male solder, 1/2" for 1-row and 7/8" for 2-row. Left or right hand connections.
- Galvanized steel casing
- Slip and drive duct connection.
- Coil is installed at discharge of unit.

- 1 Row  
 2 Row

Unit Size	T
3	10
4	10



Electric Coil Section

**Standard Features**

- Automatic reset thermal cutouts, one per element
- Single point electrical connection for entire unit
- Positive pressure flow switch
- Transformer

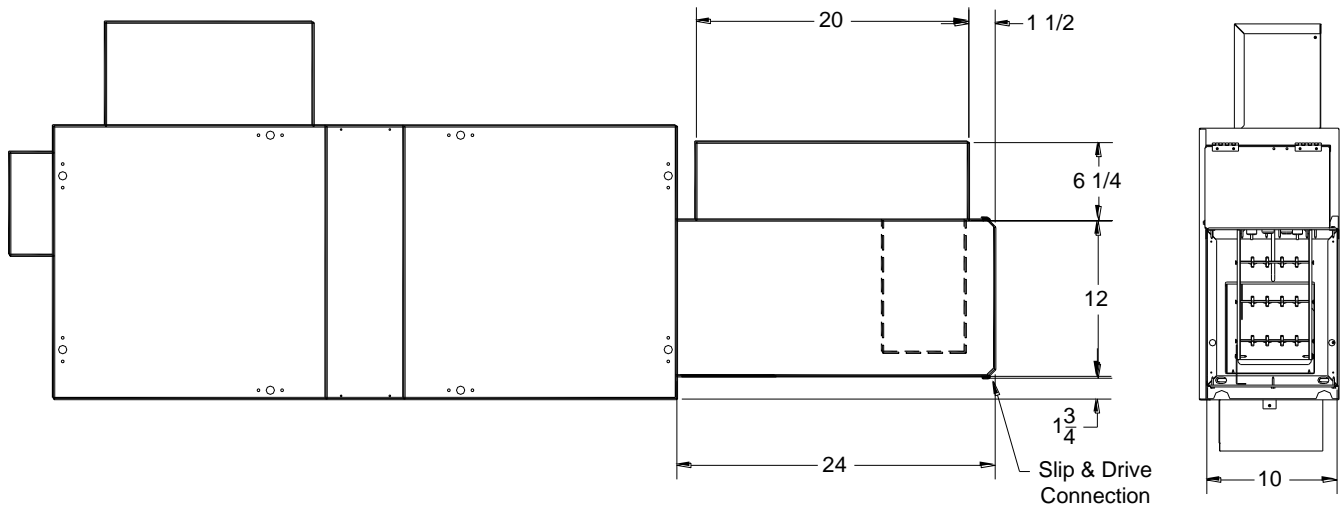
**Options**

- Fuse Block
- Disconnect switch, door interlock type
- Manual reset cutout
- Dust tight construction

**Supply Voltage**

- 208V, 1 ph, 60Hz
- 240V, 1 ph, 60Hz
- 277V, 1 ph, 60Hz
- 208V, 3 ph, 60Hz
- 480V, 3 ph, 60Hz \*

\*4 wire wye only



## General Description

- The LHK fan powered terminal is designed to be installed in the underfloor plenum of an access floor grid system.
- 20 gauge steel casing.
- Ultra high efficiency, brushless DC ECM motor with a unique microprocessor based motor controller.
- Manual PWM controller allows simple screwdriver adjustment of fan speed.
- Efficiencies of up to 70% across the entire operating range.
- Provides a large turndown ratio
- Constant volume regardless of changes in downstream static pressure allows for factory setting of cfm.
- Dual density insulation, coated to prevent air erosion, meet requirements of NFPA 90A and UL 181.
- Pressure independent primary flow control.
- Multipoint, center averaging velocity sensor.
- Top access panels can be removed for service of damper, blower, or filter sections.
- Primary air flow balancing connections.
- Single point electrical connections.
- Rectangular discharge opening is designed for flanged duct connections for units without heating.
- Electronic proportional room thermostat with adjustable setpoints for temperature and airflow is included with unit.
- Minimum and maximum airflow adjustments are made at the thermostat, using a digital voltmeter.