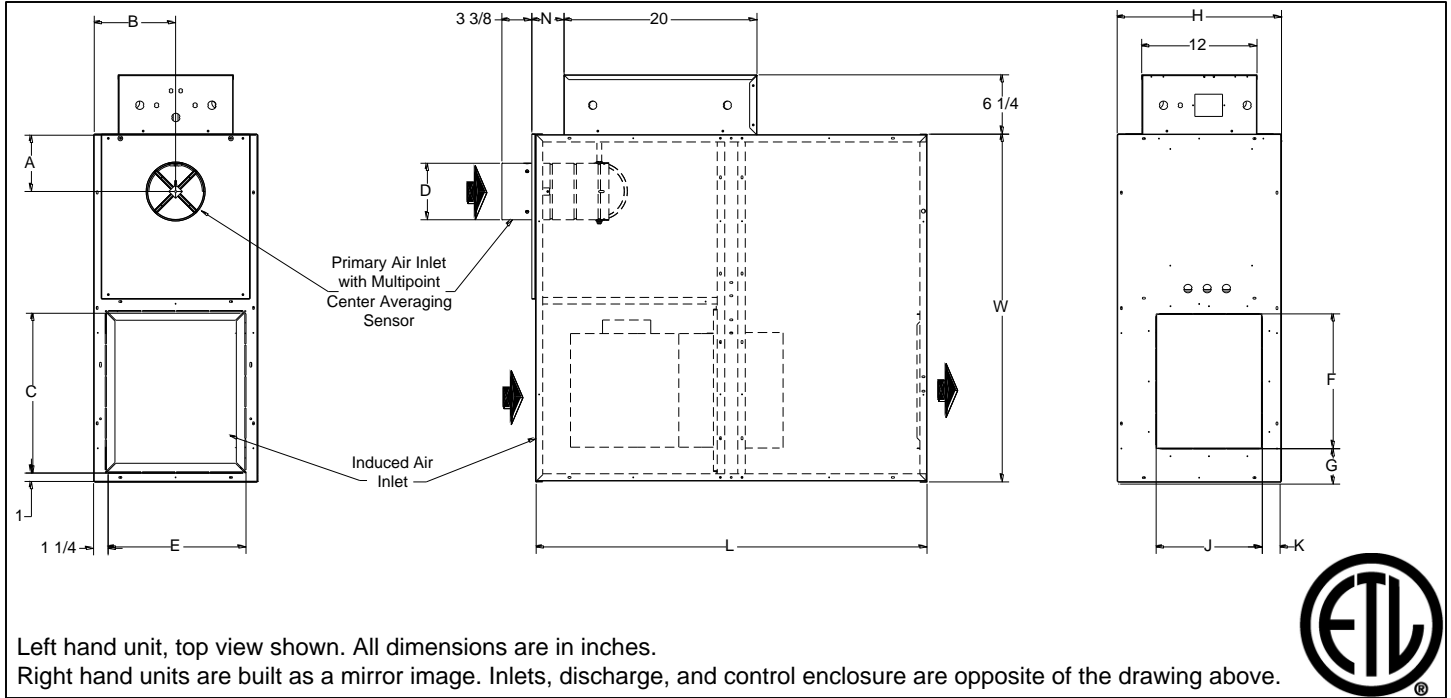


ATQP with TITAN™ Programmed ECM Motor

Fan Powered Terminal, Parallel Flow
Analog Control, Pressure Independent



Unit Size	Inlet Size	A	B	C	D	E	F	G	H	J	K	L	W	N	Filter Size
3, 4	8	6			7 ⁷ / ₈									2 ⁷ / ₈	19 x 17
	10	7	8 ⁹ / ₁₆	16 ³ / ₄	9 ⁷ / ₈	14 ¹ / ₂	14	3 ¹ / ₂	17 ¹ / ₈	11	2 ¹ / ₈	40 ⁷ / ₈	36 ¹ / ₈	4 ⁷ / ₈	
	12	8			11 ⁷ / ₈									4 ⁷ / ₈	
	14	10			13 ⁷ / ₈									6 ⁷ / ₈	
5, 6	12	8			11 ⁷ / ₈									4 ⁷ / ₈	27 x 20
	14	10	10 ¹ / ₁₆	24 ¹ / ₂	13 ⁷ / ₈	17 ¹ / ₂	16 ¹ / ₂	9 ¹ / ₂	20 ¹ / ₈	14 ¹ / ₂	3 ¹ / ₈	46 ⁷ / ₈	48 ¹ / ₈	6 ⁷ / ₈	
	16	11			15 ⁷ / ₈									6 ⁷ / ₈	

ECM Motor Amperage Ratings

Unit Size	Motor hp	120V/1/60 FLA	208V/1/60 FLA	277V/1/60 FLA
3, 4	1/2	7.7	5.0	4.1
5, 6	1	12.8	10.5	6.9

FLA = Full Load Amperage, rated per the motor nameplate
All fan motors are single phase, same voltage as electric coil (when supplied), with exception that 277 V motors are used with 480V, 3 phase coils (4 wire wye).

Accessories (Optional)

Check if provided.

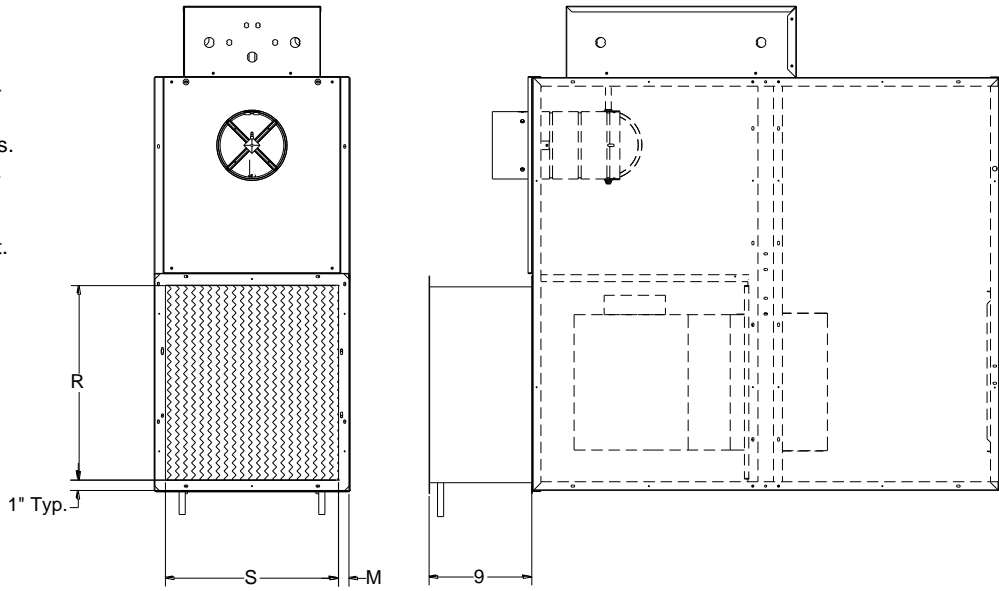
- | | | | |
|--------------------------|--|--------------------------|--------------------------------|
| <input type="checkbox"/> | Induced Air Filter, 1" thick, disposable construction type | <input type="checkbox"/> | 1" Fiberglass Liner |
| <input type="checkbox"/> | Fibre Free Liner | <input type="checkbox"/> | 1" EcoShield Liner |
| <input type="checkbox"/> | SteriLoc Liner | <input type="checkbox"/> | 1" EcoShield Liner (Foil Face) |
| <input type="checkbox"/> | ½" EcoShield Liner | <input type="checkbox"/> | 1" Fibre Free Liner |
| <input type="checkbox"/> | ½" EcoShield Liner (Foil Face) | <input type="checkbox"/> | Hanger Brackets |
| <input type="checkbox"/> | ½" Fibre Free Liner | <input type="checkbox"/> | Cam Latch for Access Door |
| <input type="checkbox"/> | UltraLoc Liner | | |
| <input type="checkbox"/> | Fan unit fusing | | |

Accessories (Optional)

Hot Water Coil Section

- 1/2" copper tubes
- Aluminum ripple fins, 10 per inch
- Connections: Male solder, 5/8" for both 1-row and 2-row. Right hand connections only on left hand units. Left hand only on right hand units.
- Galvanized steel casing
- Flanged duct connection.
- Coil is installed at induced air inlet.

- 1 Row
 2 Row



Unit Size	M (1 row)	M (2 row)	R	S
4	1	1 1/4	17	15
6	1	1 1/4	25	17 1/2

R and S are inside dimensions.

Electric Coil Section

Optional SCR Controlled Electric Heater

Standard Features

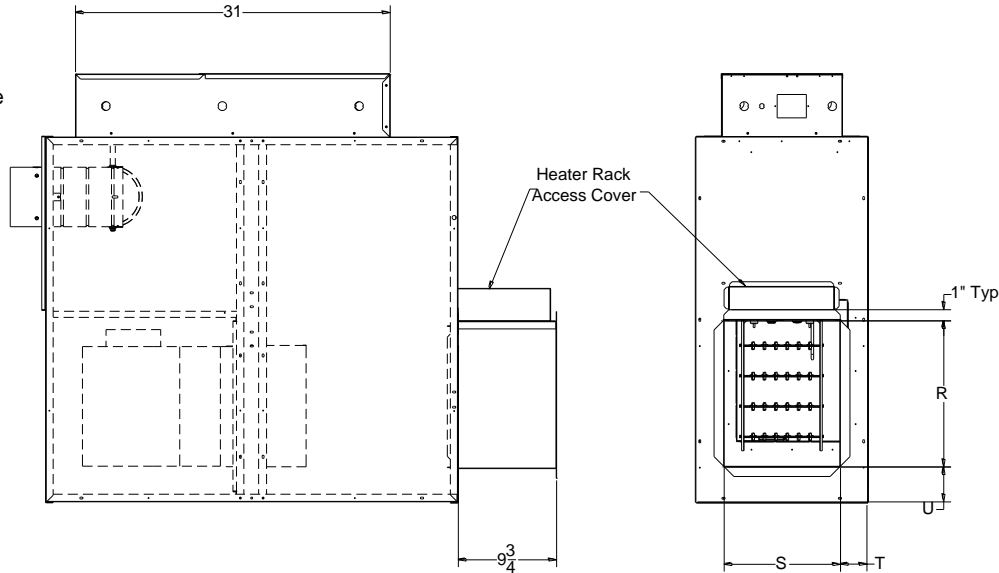
- Single side access to low voltage, high voltage, and electric heater controls.
- Automatic reset thermal cutouts, one per element
- Single point electrical connection for entire unit
- Positive pressure flow switch
- Flanged duct connection
- Coil is installed at discharge of unit.
- Transformer

Options

- Fuse Block
- Disconnect switch, door interlock type
- Manual reset cutout
- Dust tight construction
- Mercury contactors

Supply Voltage

- 208V, 1 ph, 60Hz
- 240V, 1 ph, 60Hz
- 277V, 1 ph, 60Hz
- 208V, 3 ph, 60Hz
- 480V, 3 ph, 60Hz (4 wire wye only)



Unit Size	U	R	S	T
4	3 1/2	14	11	2 1/8
6	9 1/2	16 1/2	14 1/2	3 1/8

R and S are inside dimensions.

General Description

- Heavy steel casing, with leak resistant construction.
- Dual density insulation, coated to prevent air erosion, meet requirements of NFPA 90A and UL 181.
- Ultra high efficiency, brushless DC ECM motor with a unique microprocessor based motor controller.
- Manual PWM controller allows simple screwdriver adjustment of fan speed.
- Efficiencies of up to 70% across the entire operating range.
- Provides a large turndown ratio
- Bottom access panels can be removed for service.
- Multipoint, center averaging velocity sensor.
- Primary air flow balancing connections.
- Pressure independent primary flow control.
- Single point electrical connections.
- Rectangular discharge opening is designed for flanged duct connections.
- Electronic proportional room thermostat with adjustable setpoints for temperature and airflow is included with unit.
- Minimum and maximum airflow adjustments are made at the thermostat, using a digital voltmeter.

This submittal is meant to demonstrate general dimensions of this product. The drawings are not meant to detail every aspect of the product. Drawings are not to scale. Titus reserves the right to make changes without written notice.